



SQUARE HINGE TWIN BATHSCREEN



6mm toughened glass to EN 12150-1

1500mm Height

AllClear® coating on both sides of glass as standard

Frameless

Lifetime guarantee

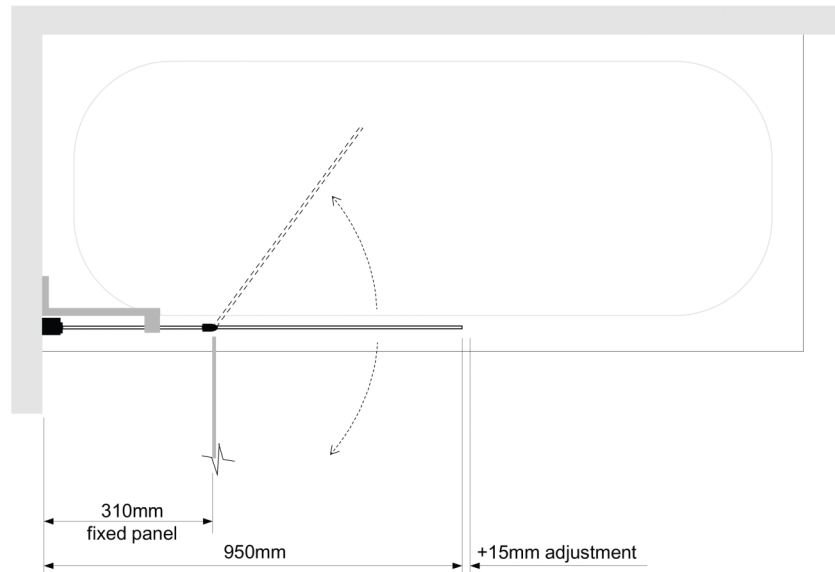
Reversible

15mm out of plumb adjustment

90° inward/outward opening

Silver, black or brushed brass anodised finish per EN 12373-1

Fully tested and conforming to BS EN 14428:2015+A1:2018



Size mm	Adjustment mm	Colour	Code
1500 x 950	950-965	SILVER	BSA60S
1500 x 950	950-965	BLACK	BSA60B
1500 x 950	950-965	BRUSHED BRASS	BSA60BRS



Quality guarantee: Shower doors and enclosures carry a Lifetime Guarantee. Defects will be resolved free of charge by replacing parts we feel necessary. To be free of charge, work must be carried out by one of Lakes engineers.

Not covered on this guarantee: damage or defects that result from improper installation, improper use or lack of maintenance (Including limescale build up). Damage or defects that result from repairs or modifications undertaken by unauthorized persons.

This guarantee is in addition to statutory and other legal rights.

Contact information

projects@lakesuk.com/ info@lakesuk.com

