

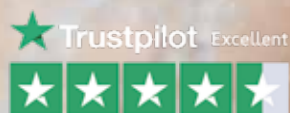


LAKES
SHOWERING SPACES

Lakes life
easier



Carbon
Neutral
Organisation



Designed for life

Showering is more than simply washing, it's taking much needed time for yourself.

The past couple of years have taught us that we need to take our time when we can get it. For many those precious, blissful few minutes in the shower are rare opportunities in our busy days to unwind, to relax and to refresh. It's a time to think, to recharge and to prepare.

From the clarity of the glass to the quiet glide of the doors and even the reassuring feel of the tray under our feet. At Lakes, we consider every element of the showering space, to make sure it suits the needs of the people using it.

Whatever you need, whatever your style, scale or budget, our intelligent designs means there's a solution for you and your shower routine need be anything but routine.

Bev Brown

Bev Brown
Chairman

It's all in the detail



What does quality mean to you?

Our senses of sight, sound and touch combine – often without us realising – to define quality, and the smallest of details can make the biggest difference. So we've examined every component of the showering space and how each adds to this feeling of quality.

Softly-closing doors; refined hardware; handles that feel secure and comfortable in the hand; beautiful, crystal clear, specially-treated glass that doesn't scratch. Trays that feel solid and don't wobble underfoot. Elegant designs and solutions for multi-generational living. They may not sound revolutionary, but, together, they add up to something special – a reaction that's more 'ooh' than 'okay'.

We've even engineered things you don't notice immediately, but still make a huge difference when it comes to cleaning and maintenance, such as quick-release doors and unique interlocking caps.

Lakes' quality extends beyond ergonomics and craftsmanship. Our service is simply the best in the business and our precision engineering gives us the confidence to offer a no-quibble Lifetime Guarantee that is transferable if you move house.

It's the attention to detail that really counts. Because when we get it right, you can simply get on with enjoying your showering space.



Lakes glass... for a Superior Showering experience

Glass you see straight through.

Showering spaces tend to be mostly glass, but it's the last thing you notice because the eye is drawn to the shiny fixtures and fittings. In fact, the better the glass, the less you notice it. Lakes Glass has been developed to ensure a crystal clear, smear-free shower that doesn't detract from your beautiful bathroom.

Glass to give your bathroom a clear edge.

You may not have noticed it before, but the iron-oxide content of standard glass gives it a green tinge. It's most evident when you look at the edge of the glass – and the thicker the glass, the greener it gets – but it also tints everything seen through it.

That's why we introduced PureVue^{HD} with reduced iron for dramatically clearer glass. From your carefully chosen bathroom tiling and décor to fittings and accessories, you will see a purer true-colour vision of your bathroom.

Glass that stays sparkling and clear.

Your shower is where you unwind and relax. But it's hard to relax when you're distracted by scratched glass and hard-to-clean limescale, smears or soap scum. Lakes Glass with AllClear[®] has a high-tech nano-bonded treatment on both sides of the glass which means water, limescale and soap scum slide off the glass rather than sticking to it. It stays clear and clean.

Glass with added value built in.

Quality is defined by how showering spaces perform. How they stay looking great. How they add sparkle and clarity. How they save time, energy and effort of cleaning.

Lakes Glass: a superior quality showering experience.



Experience the true colours of your showering space with PureVue^{HD} crystal clear, low iron glass.

PureVue^{HD} low iron glass reduces the green hue in standard glass to near-zero, so glass is clearer, lighter and brighter.

PureVue^{HD} is included in our Island and Coastline Collections, and selected Walk-Ins at no extra cost.

Normal glass
has a green tinge

AllClear[®] from Lakes

Less time scrubbing, more 'me' time.

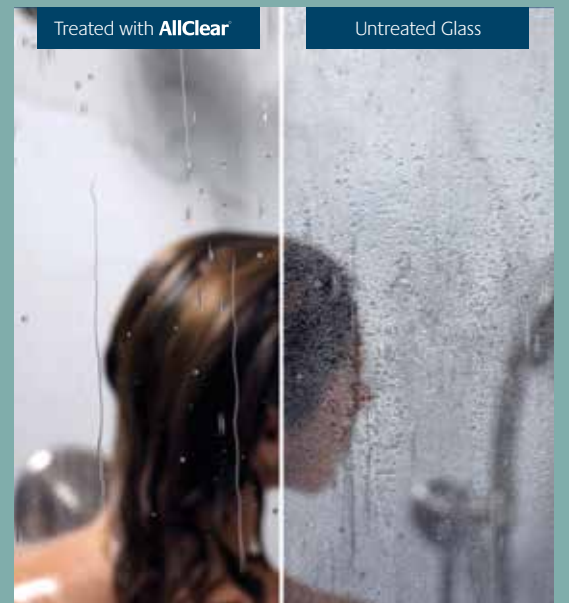
The shower is often one of the most in-demand utilities in a busy household, which can make it hard to keep clean and looking good. That's why we introduced AllClear[®] advanced glass coating, available on both sides of the glass as standard and at no extra cost.

A simple wipe clean with a damp cloth of the specially-treated glass keeps it looking like new, so your relaxing shower isn't spoiled by smears and smudges or having to squeegee when you step out.

Lakes Glass with AllClear[®] is 10 times more scratch and impact resistant than standard glass, so it can handle whatever life throws at it.

The science behind clear glass.

The microscopic nanoparticles in AllClear[®]'s innovative bonded coating fills the gaps in the naturally pitted surface of the glass to ensure water, limescale and soap scum simply slides off. So it's less scrubbing for you and it removes the need for harsh chemical cleaners that can harm the environment.



Watch our video here:

www.lakeshoweringspaces.com/allclear-glass-coating

Made by Lakes.

Built for life.

Kinder to the environment



We're all responsible for saving the planet – so Lakes has taken steps to be certified Carbon Neutral.

The threat posed by climate change is a daily reminder that we need to change how we operate as businesses and consumers.

Naturally, we recycle all our product waste, as well as our site and office waste, and our product packaging is 100% recyclable too. To complete the recycling loop, we are also working with customers to take back our used packaging from installers through participating stockists.

This step alone will remove 2,000 kilometres of plastic banding and two million pieces of polystyrene a year from landfill. Smart design also makes our product packaging safer and easier to handle.

We continue to work with Carbon Footprint Ltd to offset the carbon emissions produced in the day-to-day running of our business by investing in environmental projects. For this work, Lakes is proud to have been awarded the Carbon Footprint Standard and recognised as a Carbon Neutral Plus organisation.

We've also started on the journey of switching to electric vehicles. Both company cars and our commercial fleet will benefit from use of the bank of electric chargers installed at Lakes' Tewkesbury HQ.

Showers are important and integral elements of our lives. A personal sanctuary where we wash away our cares, relax and refresh. They are crucial to day-to-day life in many households. So when it comes to buying or replacing a showering space, it helps to know your sanctuary is backed by reliable quality assurance.

Lakes' no-quibble Lifetime Guarantee covers all of our showering spaces and spare parts and is also transferable. So even if you move home, the new owner will still be covered. Showering spaces and spare parts are covered for life. For more information on the guarantee for shower trays and electrical components, please contact us directly.

If you have a problem with any part of your Lakes showering space, we will sort it out. Quickly. Our efficient customer service means parts will probably arrive the next day. Another reason why we're recommended by homeowners, stockists and installers across the UK.

We recycle all our product waste, as well as our site and office waste, and our product packaging is 100% recyclable too.

This step alone will remove 2,000 kilometres of plastic banding and two million pieces of polystyrene a year from landfill.

What our customers say

“ Keep doing what you always have done. Nobody can ask any more of a supplier. Thanks for 14 years of great service. ”
Deb & Ralph Crook, RJC

“ You deserve recognition and praise for the service I received from you today. You answered the phone very promptly and managed to quickly find the shower door for which I needed a spare part. The two gentlemen I spoke to on separate calls could not have been more pleasant and helpful. If only more companies could behave in a similar fashion. ”
N Kelly

“ Superb quality, excellent after sales and a great prices. Thank you. ”
Diane Roberts

“ What a pleasure to be able to call a company and get through straight away. I purchased an ex-demo shower enclosure from a local shop. Unfortunately, lots of seals were missing and so were the instructions. After five extremely helpful minutes on the phone, I knew what I needed to do and the parts were sent to me in the post to me, free of charge. Thank you. ”
Gary Wilton

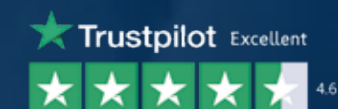
“ The Lakes warranty is outstanding as is their customer service. ”
Victoria Klyve

“ I have found AllClear® brilliant. I live in an area where the water is particularly hard and AllClear® keeps my shower screen sparkling clean. The water seems to bounce off the glass, leaving no need for constant cleaning. I would definitely recommend this product. ”
Fiona Clissold, Trustpilot

“ The service has been second to none, going that extra mile to find a resolution and help with a replacement part for my shower. I would recommend Lakes to anyone, especially with your excellent after sales service. Thank you. ”
John S Innes

“ My experience of aftercare/ customer service could only be described as 5 star. Having purchased shower doors and having managed to damage a part during fitting, I turned to Lakes hoping that a replacement was available and seeking to purchase the part needed. The response was instant. The email simply said part on its way and it was free. Nearly fell off my seat. Arrived 2 days later. Made my day to be honest. ”
Kelly Wilson, N. Ireland

“ Lakes spares department was outstanding. Craig was especially helpful and the quality of the shower enclosure must be the best on the market. ”
David Starkey





Showroom Exclusive

MODULAR WALK-IN COLLECTION

Our new, highly versatile, modular walk-in range provides more solutions than most, with 28 walk-in showering configurations and six finishes to choose from. In short, customising and personalising your showering space has never been easier.

Pages 10-17



Showroom Exclusive

Island COLLECTION

These beautifully engineered showering spaces featuring high-specification design and outstanding elegance, create a luxurious feel and have an instant calming effect.

Pages 18-33



Showroom Exclusive

Wave COLLECTION

Precision engineered, this new Collection achieves the perfect balance between function and design.

Pages 34-57



Coastline COLLECTION

Let your shower take centre stage, or add a touch of understated elegance to a smaller space – the possibilities are endless with Coastline.

Pages 58-73

An introduction to Modular Walk-In Showers

10

Aruba	20
Antigua	22
Martinique	24
Grenada	26
Barbados	28
Cayman	30
Tobago	32

Hinged Door and Inline Panel	36
Hinged Door	38
Sliding Door	40
Single Door Quadrant	42
Double Door Quadrant	44
Bi-fold Door	46
Horizon Walk-In	48
Ambient Walk-in	50
Alassio Walk-in	52
Curved Hinged and Curved Bath Screen	54
Square Hinged and Square Bath Screen	56

Talsi	60
Malmo	62
Valmiera	64
Sorong	66
Bergen	68
Narva	70
Coastline Side Panel	72



Classic COLLECTION

Invigorate your senses with good looks and a quality finish. Available in a configuration to suit your lifestyle.

Pages 74-121



Bath Screens COLLECTION

Banish that unsightly, unhygienic shower curtain with a modern glass screen to add a touch of elegance.

Pages 122-137



Shower Trays and Accessories COLLECTION

Treat your feet with our tactile stone resin shower trays. The low profile and sleek designs look stunning in any bathroom.

Pages 138-147



Lakes Additions

Small additions to your showering space can make all the difference, without compromising on quality or looks.

Pages 148-153

Low Threshold Double Door Quadrant	76
Double Door Quadrant	78
Single Door Quadrant	80
Easy-fit Quadrant	82
Pivot Door with integrated In-line Panel	84
Pivot Door, Semi-framed	86
Pivot Door, Framed	88
Bi-fold Door, Semi-framed	90
Bi-fold Door, Framed	92
Seated Shower Tray and In-line Panel with Bi-fold and Pivot Door	94
Over Bath Double Door Slider	96
Slider Door, Semi-framed	98
Low Threshold Slider Door	100
Slider Door, Framed	102
Double Door Slider, Semi-framed	104
Corner Entry, Framed	106
Corner Entry, Semi-framed	108
Pentagon, Semi-framed	110
Pentagon, Framed	112
Classic Side Panel, Semi-framed	114
Classic Side Panel, Framed	116
In-line Panel Pack	118
Seated Shower-Tray and Walk-In	120

Island Hinged Bath Screen	124
Coastline Hinged Bath Screen	126
Classic Curved Bath Screen	128
Classic Square Bath Screen	130
Classic Sculpted Bath Screen	132
Classic Curved Hinged Bath Screen	134
Classic Shower Curtain Panel	135
Classic Framed Bath Screens	136

Traditional and Contemporary Tray Ranges	140
In The Detail	146

Shower Seats, Grab Bars & Rails	150
---------------------------------	-----

MODULAR WALK-IN

COLLECTION

Our new, highly versatile, modular walk-in range provides more solutions than most, with 28 walk-in showering configurations and six finishes to choose from. In short, customising and personalising your showering space has never been easier.

MODULAR WALK-IN FOR YOUR SHOWERING SPACE



//RECESS/ALCOVE

Our modular walk-in systems can either be installed onto a shower tray or flush fit directly to a tiled wet room floor, providing great accessibility for the specific needs of individuals of all ages and challenges.

Lakes modular wet rooms are one of very few ranges that are compatible with almost any bathroom layout, size and user needs, combining safety, style and versatility in bathroom design and creating that spa look and feel. Suitable for recess, corner and flat-wall installations and where space in the bathroom is limited.

RECESS/ALCOVE

Ideal for smaller bathrooms, ensuite, guest rooms or loft conversions, but more often installed in the space where a bath is being removed and replaced with a shower.

Using one main fixed front panel on a floor substrate allows homeowners the flexibility to design a personalised and contemporary showering space and choose from one of six colour finishes. For added luxury [and keep the water within the showering area], add a fixed or hinged deflector panel.



//CORNER

CORNER

A corner space is often the most common area available and can offer more options in terms of form and function.

With more floor space often available, two panels [main/front with a return/side or return panel] can be used. This allows the walk-in layout to work more like a standard corner shower enclosure.


The side panel is a practical solution to simply preventing water splashing outside the showering area. Corner walk-in set-ups offer as much splash protection as a normal moving shower door. What's more, the 90° glass-to-glass join feature can be made to look minimal using a corner bracket and clear sealant or using a more traditional full height corner post.

FLAT WALL (3 -SIDED)

Not always reserved for larger bathrooms, but again it could be a space created as a result of a bath being replaced with a showering area. Unlike standard moving doors, creating a 3-sided enclosure with a modular walk-in set up is much easier than trying to design and install a customary enclosure with a sliding, bifold or hinged door. It's also much more cost effective.

Alternatively, a flat wall walk-in shower can also be configured as a 'walk-through' shower with double entry points, featuring a single fixed glass panel.

In summary, there's a Lakes walk-in shower set up to suit any size or shape of bathroom, and any budget .



//FLAT WALL

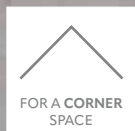


THREE SIDED WALK-IN GUN METAL FOR AN STRAIGHT, OPEN SPACE



FIND OUT MORE ABOUT THE COMPLETE RANGE

CORNER WALK-IN FIXED DEFLECTOR IN BRUSHED NICKEL FOR A CORNER SPACE



FIND OUT MORE ABOUT THE COMPLETE RANGE

COLOUR FINISHES

To provide the ultimate in bathroom personalisation Lakes has carefully developed a collection of beautiful colour finishes for all metallic parts to suit individual tastes and complement any bathroom design scheme, providing the perfect accompaniment to today's showering and brassware fittings.

Choose from (left to right) Brushed Brass, Silver, Brushed Bronze, Gun Metal, Matt Black and Brushed Nickel.

MONOCHROME


Silver or Matt Black.

URBAN NEUTRAL

Gun Metal or Brushed Nickel.

NATURAL/WARM

Brushed Brass or Brushed Bronze.



BRACING BAR SOLUTIONS

Whether your bathroom demands 1, 2 or 3 walk-in screens and a deflector panel, our elegant bracing bars will provide the perfect blend of form and function. Each option is superbly engineered for durability and strength with screw points discreetly concealed from view, on the wall or ceiling.



PROFILE, CORNER AND SEAL SOLUTIONS

Our wall and corner profile solutions offer maximum versatility and stability and feature concealed fixings plus plenty of adjustability for those out of square walls.



//WALL PROFILE //CORNER BRACKET //CORNER POST


DEFLECTOR SOLUTIONS

To enrich your walk-in shower design and provide water overspray protection, choose from one of our sumptuous deflector panels options. Truly personalise your showering space by selecting from our friction-free rotating panels to provide easy walk-in access or opting for the ultimate spa/hotel style fixed deflector panel with clear seals. Rotating panels can also be retrofitted.



//FULL HEIGHT ROTATING DEFLECTOR HINGE AND PANEL //HINGE TYPE DEFLECTOR PANEL //FIXED 90° DEFLECTOR PANEL

SINGLE PANEL WITH FIXED DEFLECTOR IN BRUSHED BRONZE FOR AN ALCOVE SPACE



FIND OUT MORE ABOUT THE COMPLETE RANGE



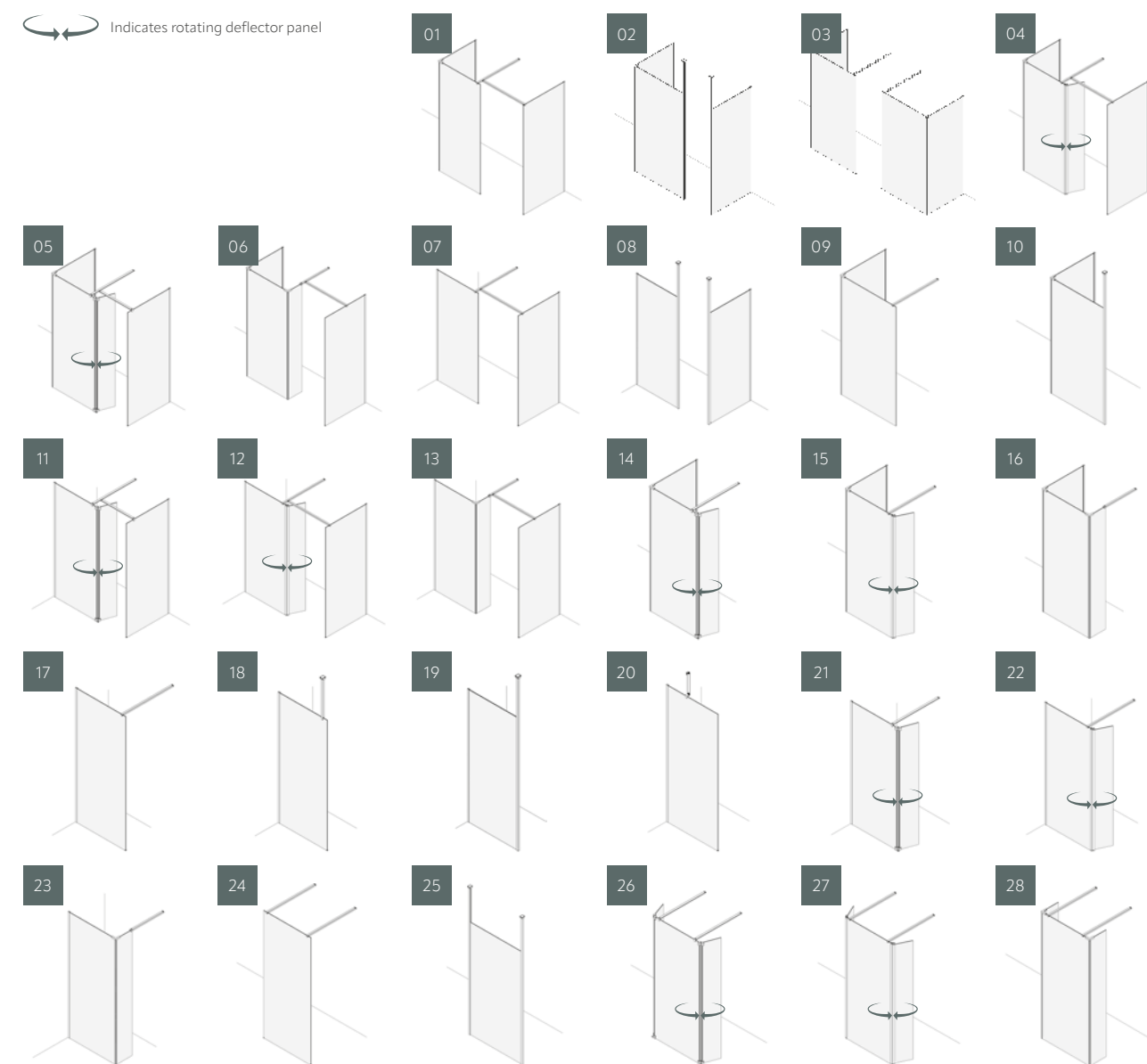
- | | | | |
|----------|--|----------|---|
| 1 | Select your showering space (recess, corner or flat wall). | 4 | Select your bracing/stabilising preference to suit the number of glass panels, room construction and optional deflector panels. |
| 2 | Measure the floor space (width x depth) to include all wall tiles or wall coverings. | 5 | Choose your glass connecting and deflector options. |
| 3 | Choose your glass panels (8mm or 10mm) and glass size(s), plus a wall profile for each larger glass panel. | 6 | Choose your colour finish and enjoy! |

LAKES WALK-IN SHOWER CONFIGURATIONS

Infinite versatility. Design the walk-in layout that's perfect for your individual home, desired showering space, style, and dreams, from a wide range of 8mm and 10mm glass panel and hardware options.

Whether for recess, corner and flat wall all products are available in our six colour finishes.

The examples shown represent almost every configuration possible, but if you're considering something different to these, please consult your retailer for advice.



*Chic
without
the high
maintenance*

Island
COLLECTION

The understated elegance, sleek lines and high spec finishes of Island create a luxurious, boutique feel to be admired for years to come.



Aruba Slider 1000mm LK860-100S & LK860-100DG with Aruba Side Panel 700mm LK861-070S

Aruba

The Aruba slider & side panel surrounds you with extensive glass for that ultimate feeling of light and space. This high specification design includes a chrome cast handle with matching profile caps, PureVue^{HD} for ultra-clear glass, a low threshold for easy and safe access, and a softly closing door that glides effortlessly to a near-silent stop at the touch of a finger.

from £1,655.10 incl. VAT

Specification and Prices

Slider (A)

You must order BOTH product codes for your chosen size

Standard Size (A x height)	Width Adjustment	Door Opening	Fixed Panel (W)	Price excl. VAT	Price incl. VAT	Order Code
1000 x 2000	970 - 995	390	470 - 495	£710.01	£1065.61	1 x LK860-100S & 1 x LK860-100DG
1100 x 2000	1070 - 1095	440	520 - 545	£929.75	£1,115.49	1 x LK860-110S & 1 x LK860-110DG
1200 x 2000	1170 - 1195	490	570 - 595	£974.92	£1,169.91	1 x LK860-120S & 1 x LK860-120DG
1400 x 2000	1370 - 1395	590	670 - 695	£1,094.9	£1,313.88	1 x LK860-140S & 1 x LK860-140DG
1700 x 2000	1670 - 1695	740	820 - 845	£1,213.93	£1,456.71	1 x LK860-170S & 1 x LK860-170DG

15mm Extension Profile £41.94 incl. VAT (860-N Silver)

Please Note: To create your Aruba showering space you will need to select one product from each table.

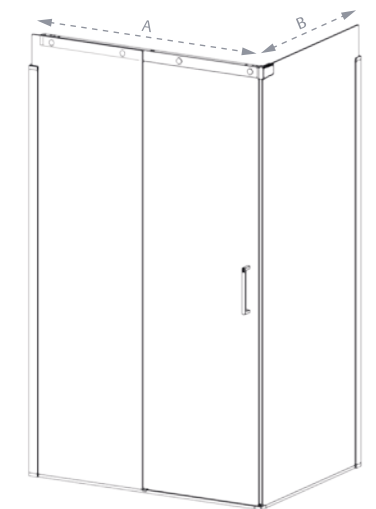
Side Panel (B)

Standard Size (B x height)	Width Adjustment	Price excl. VAT	Price incl. VAT	Order Code
700 x 2000	670 - 695	£491.24	£589.49	LK861-070S
750 x 2000	720 - 745	£508.24	£609.89	LK861-075S
800 x 2000	770 - 795	£526.19	£631.43	LK861-080S
900 x 2000	870 - 895	£554.53	£665.44	LK861-090S
1000 x 2000	970 - 995	£581.93	£698.32	LK861-100S

15mm Extension Profile £41.94 incl. VAT (860-N Silver)

Antigua: Extension kit (860-N) may only be fixed to panel side. Aruba: Extension kit (860-N) may only be fixed to panel side of slider or to side panel'. OR: 'Extension kit (860-N) can be fitted to fixed panel of slider door and / or side panel (Aruba only).

All measurements are in mm





PureVue
Clearly Superior Glass

Antiqua

The Antiqua slider has all the performance benefits of the Aruba, including a chrome cast handle and chrome profile caps as standard, but excludes the side panel for a stylish showering space fit for recess or alcove spaces.

from £1,065.61 incl. VAT

Antiqua Slider 1000mm LK860-100S & LK860-100DG with chrome handle and profile caps as standard. Shown with Lakes Stone shower tray in Cotswold Grey

Specification and Prices

You must order BOTH product codes for your chosen size

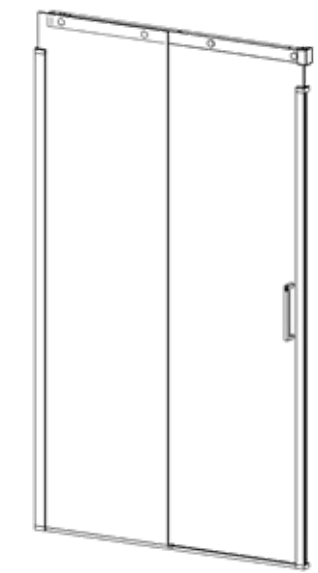
Standard Size (width x height)	Width Adjustment	Door Opening	Fixed Panel (W)	Price excl. VAT	Price incl. VAT	Order Code
1000 x 2000	955 - 1000	370 - 390	470 - 495	£888.01	£1,065.61	1 x LK860-100S & 1 x LK860-100DG
1100 x 2000	1055 - 1100	420 - 440	520 - 545	£929.57	£1,115.49	1 x LK860-110S & 1 x LK860-110DG
1200 x 2000	1155 - 1200	470 - 490	570 - 595	£974.92	£1,169.91	1 x LK860-120S & 1 x LK860-120DG
1400 x 2000	1355 - 1400	570 - 590	670 - 695	£1094.9	£1,313.88	1 x LK860-140S & 1 x LK860-140DG
1700 x 2000	1655 - 1700	720 - 740	820 - 845	£1213.93	£1,456.71	1 x LK860-170S & 1 x LK860-170DG

15mm Extension Profile £41.94 incl. VAT (860-N Silver)

All measurements are in mm



Please Note: Aruba and Antigua include a chrome handle and chrome profile caps as standard.



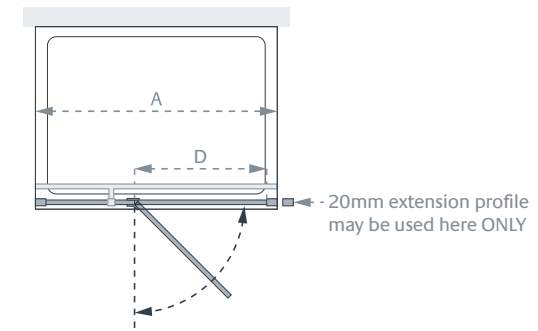



Martinique

Clean lines, stylish handle and refined hinges add to the beautiful, 'free-floating' design of the Martinique hinged panel and door.

from £1,464.65 incl. VAT

Martinique 1200mm 1 x LK804-070S & 1 x LK803-050S Hinged Panel & Door



Specification and Prices

Door & Hinge Panel (A)

Standard Size (A x height)	Width Adjustment	Door Opening (D)	Price excl. VAT	Price incl. VAT	Order Code
1200 x 2000	1160 - 1205	628*	£1,220.54	£1,464.65	1 x LK804-070S & 1 x LK803-050S
1400 x 2000	1360 - 1405	628*	£1,265.88	£1,519.06	1 x LK804-070S & 1 x LK803-070S
1600 x 2000	1560 - 1605	628*	£1,313.12	£1,575.74	1 x LK804-070S & 1 x LK803-090S

20mm Extension Profile £34.01 incl. VAT (LK8LEPS Silver)

Martinique can be adjusted for out-of-plumb walls by a maximum of 15mm (for each mounting wall) over the height of the product. The hinge provides a further 15mm adjustment.

The required Bracing Bar for the Hinge Panel is included.

All measurements are in mm

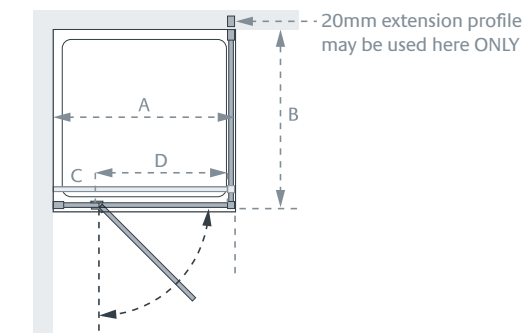


Grenada 900mm LK801-090S Hinged Door & 900mm LK805-090S Side Panel

Grenada

Beautifully understated and inspired by Grenada's wide horizons, this showering space surrounds you with crystal clear, frameless glass.

from £1,587.75 incl. VAT



Specification and Prices

Door & Hinge Panel (A)

Standard Sizes (A x height)	Width Adjustment	Door Opening (D)	Price excl. VAT	Price incl. VAT	Order Code
750 x 2000	720 - 750	488	£859.67	£1,031.60	LK801-075S
800 x 2000	760 - 790	528	£868.17	£1,041.80	LK801-080S
900 x 2000	860 - 890	628	£892.73	£1,071.38	LK801-090S
1000 x 2000	960 - 990	728	£916.65	£1,099.62	LK801-100S

Please Note: To create your Grenada showering space you will need to select one product from each table.

Side Panel (B)

Standard Sizes (B x height)	Width Adjustment	Price excl. VAT	Price incl. VAT	Order Code
700 x 2000	670 - 685	£356.15	£427.38	LK805-070S
750 x 2000	730 - 745	£369.37	£443.25	LK805-075S
800 x 2000	770 - 785	£379.77	£455.72	LK805-080S
900 x 2000	870 - 885	£403.38	£484.06	LK805-090S
1000 x 2000	970 - 985	£427.00	£512.40	LK805-100S

You must also order the following Bracing Bar to secure the Side Panel.

Bracing Bar (C)

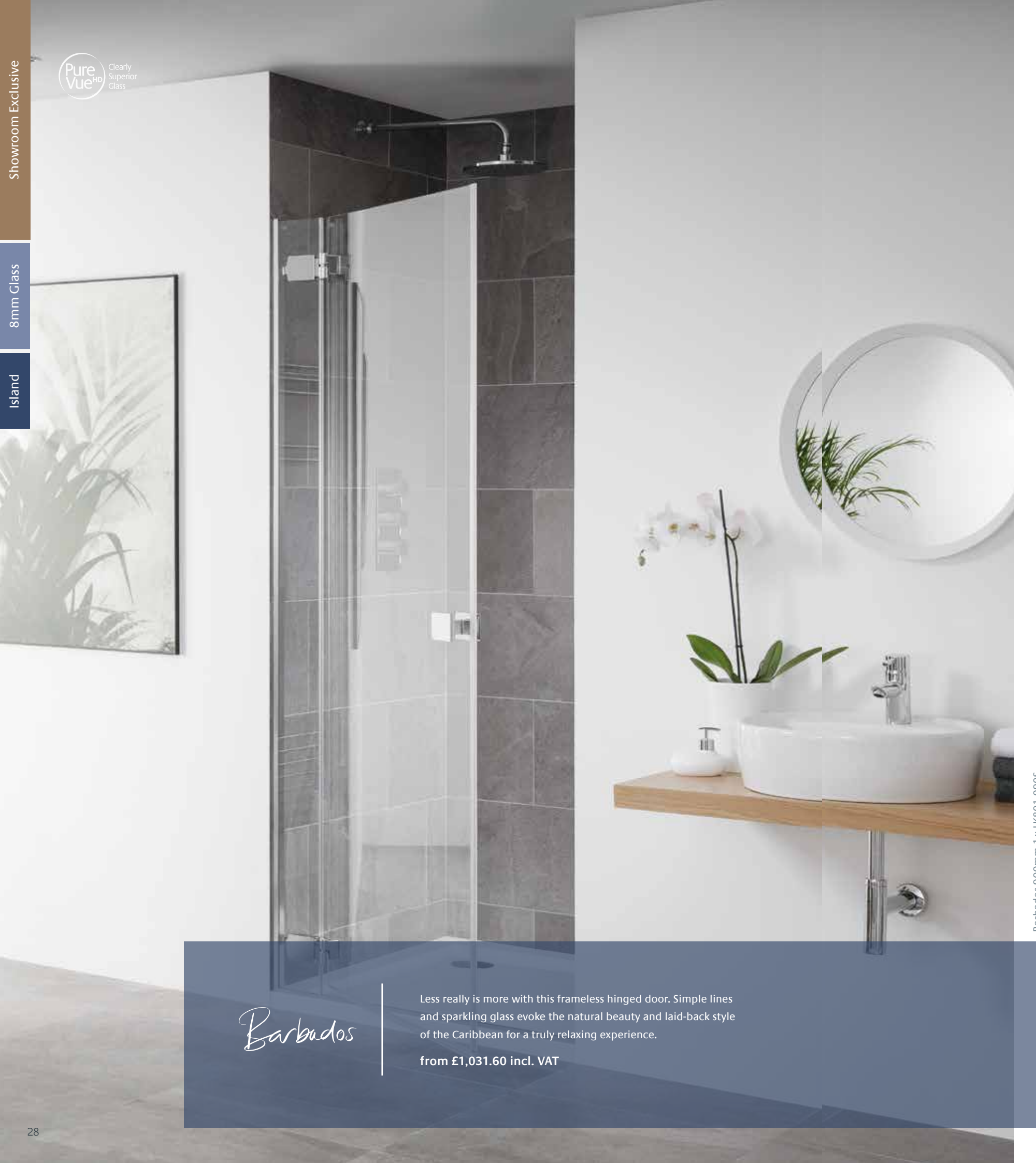
	Price excl. VAT	Price incl. VAT	Order Code
Bracing Bar	£107.31	£128.77	W8-052

20mm Extension Profile £34.01 incl. VAT (LK8LEPS Silver)

Grenada can be adjusted for out-of-plumb walls by a maximum of 15mm (for each mounting wall) over the height of the product. The hinge provides a further 15mm adjustment.

Not suitable for installations with tray rims <50mm wide.

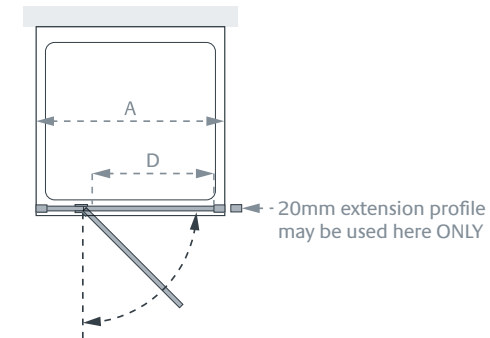
All measurements are in mm



Barbados

Less really is more with this frameless hinged door. Simple lines and sparkling glass evoke the natural beauty and laid-back style of the Caribbean for a truly relaxing experience.

from £1,031.60 incl. VAT



Specification and Prices

Door & Hinge Panel (A)

Standard Sizes (A x height)	Width Adjustment	Door Opening (D)	Price excl. VAT	Price incl. VAT	Order Code
750 x 2000	720 - 765	428	£859.67	£1,031.60	LK801-075S
800 x 2000	760 - 805	528	£868.17	£1,041.80	LK801-080S
900 x 2000	860 - 905	628	£892.74	£1,071.28	LK801-090S
1000 x 2000	960 - 1005	728	£916.35	£1,099.62	LK801-100S

20mm Extension Profile £34.01 incl. VAT (LK8LEPS Silver)
 Barbados can be adjusted for out-of-plumb walls by a maximum of 15mm (for each mounting wall) over the height of the product.
 The hinge provides a further 15mm adjustment.

All measurements are in mm

Barbados 900mm 1 x LK801-090S

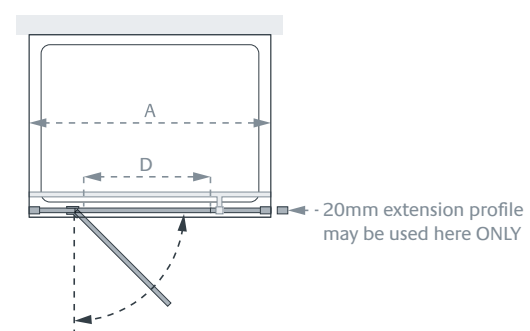


PureVue^{HD}
Clearly Superior Glass

Cayman

Step barefoot into the embrace of our Cayman hinged door with in-line panel, bringing minimalist design to any alcove space and making the most of PureVue^{HD} crystal clear glass.

from £1,575.83 incl. VAT



Specification and Prices

Door, Hinge Panel & In-line Panel (A)

Standard Size (A x height)	Width Adjustment	Door Opening (D)	Price excl. VAT	Price incl. VAT	Order Code
1200 x 2000	1160 - 1205	628*	£1,313.12	£1,575.83	1 x LK801-090S & 1 x LK802-030S
1400 x 2000	1360 - 1405	628*	£1,363.19	£1,635.83	1 x LK801-090S & 1 x LK802-050S
1600 x 2000	1560 - 1605	628*	£1,410.42	£1,692.51	1 x LK801-090S & 1 x LK802-070S

*Other 801 door sizes may be used to create alternative enclosure sizes – see Barbados on page 28.

20mm Extension Profile £34.01 incl. VAT (LK8LEPS Silver)

Cayman can be adjusted for out-of-plumb walls by a maximum of 15mm (for each mounting wall) over the height of the product. The hinge provides a further 15mm adjustment. The required Bracing Bar for the In-line Panel is included.

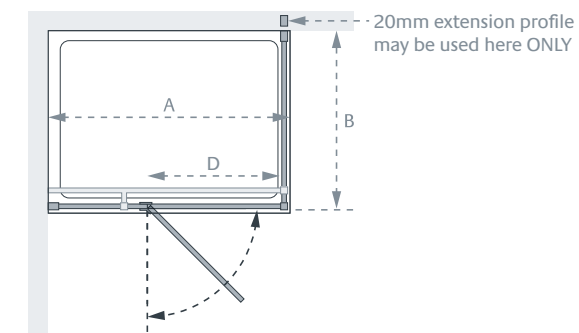
All measurements are in mm



Tobago

A combination of minimalist design and extensive glass makes Tobago the glistening jewel in the crown for this Collection.

from £1,892.03 incl. VAT



Specification and Prices

Door & Hinge Panel (A)

Standard Size (A x height)	Width Adjustment	Door Opening (D)	Price excl. VAT	Price incl. VAT	Order Code
1200 x 2000	1160 - 1190	628*	£1,220.54	£1,464.65	1 x LK804-070S & 1 x LK803-050S
1400 x 2000	1360 - 1390	628*	£1,265.88	£1,519.06	1 x LK804-070S & 1 x LK803-070S
1600 x 2000	1560 - 1590	628*	£1,313.12	£1,575.74	1 x LK804-070S & 1 x LK803-090S

Please Note: To create your Tobago showering space you will need to select one product from each table.

Side Panel (B)

Standard Size (B x height)	Width Adjustment	Price excl. VAT	Price incl. VAT	Order Code
700 x 2000	670 - 685	£356.15	£427.38	LK805-070S
750 x 2000	730 - 745	£369.37	£443.25	LK805-075S
800 x 2000	770 - 785	£379.77	£455.72	LK805-080S
900 x 2000	870 - 885	£403.38	£484.06	LK805-090S
1000 x 2000	970 - 985	£427.00	£512.40	LK805-100S

*Other door sizes may be used to create alternative enclosure sizes – please call Lakes for advice.

20mm Extension Profile £34.04 incl. VAT (LK8LEPS Silver)

Tobago can be adjusted for out-of-plumb walls by a maximum of 15mm (for each mounting wall) over the height of the product. The hinge provides a further 15mm adjustment. The required Bracing Bar for the Hinge Panel and Side Panel is included. Not suitable for installations with tray rims <50mm wide.

All measurements are in mm

*Precision engineered,
Stylishly designed*

Wave
COLLECTION

Attention to detail is important. The precision engineered Wave Collection strikes a perfect balance between function and stylish design.

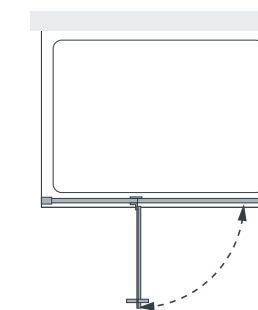


Hinged Door and In-line Panel

Attention to detail is important. The precision engineered Wave Collection strikes a perfect balance between function and stylish design. The hinged door with inline panel is no exception and is the latest addition to the range - the ideal choice for wider enclosure spaces.

from £1,042.73 inc. VAT

1950mm



Specification and Prices

Hinged Door and Inline Panel

Standard Sizes (mm) (Width)	Silver (+S to end of code)	Matt Black (+B to end of code)	Brushed Brass (+BRS to end of code)	Width Adj't (mm)	Price Exc VAT (Silver)	Price Inc VAT (Silver)	Price Exc VAT (Matt Black)	Price Inc VAT (Matt Black)	Price Exc VAT (Brushed Brass)	Price Inc VAT (Brushed Brass)	Product Code
1000	Yes	Yes	Yes	950-1000	£868.94	£1,042.73	£881.46	£1,057.76	£969.61	£1,163.54	WAVHI100 & WAVHIDG
1100	Yes	Yes	Yes	1050-1100	£884.48	£1,061.38	£897.3	£1,076.76	£987.03	£1,184.44	WAVHI110 & WAVHIDG
1200	Yes	Yes	Yes	1150-1200	£900.09	£1,080.12	£913.22	£1,095.87	£1,004.54	£1,205.45	WAVHI120 & WAVHIDG
1300	Yes	Yes	Yes	1250-1300	£916.99	£1,100.39	£929.92	£1,116.53	£1,023.48	£1,228.18	WAVHI130 & WAVHIDG
1400	Yes	Yes	Yes	1350-1400	£931.77	£1,118.13	£945.5	£1,134.61	£1,040.05	£1,248.07	WAVHI140 & WAVHIDG
1500	Yes	Yes	Yes	1450-1500	£946.26	£1,135.52	£960.27	£1,152.33	£960.27	£1,267.57	WAVHI150 & WAVHIDG
1600	Yes	Yes	Yes	1550-1600	£960.88	£1,153.06	£957.17	£1,170.21	£1,072.68	£1,287.23	WAVHI160 & WAVHIDG
1700	Yes	Yes	Yes	1650-1700	£977.23	£1,172.68	£991.83	£1,190.21	£1,091.02	£1,309.23	WAVHI170 & WAVHIDG

Optional side panel*

Standard Sizes (mm) (Width)	Silver (+ S to end of code)	Matt Black (+ B to end of code)	Brushed Brass (+ BRS to end of code)	Width Adj't (mm)	Price Exc VAT (Silver)	Price Inc VAT (Silver)	Price Exc VAT (Matt Black)	Price Inc VAT (Matt Black)	Price Exc VAT (Brushed Brass)	Price Inc VAT (Brushed Brass)	Product Code
700	Yes	Yes	Yes	665 - 700	£313.96	£376.75	£319.99	£383.99	£352.00	£422.41	WAVSP070
750	Yes	Yes	Yes	715 - 750	£331.40	£397.68	£337.77	£405.33	£371.55	£445.86	WAVSP075
800	Yes	Yes	Yes	765 - 800	£354.29	£425.15	£361.10	£433.33	£397.21	£476.66	WAVSP080
900	Yes	Yes	Yes	865 - 900	£383.73	£460.47	£391.10	£469.33	£430.22	£516.27	WAVSP090
1000	Yes	Yes	Yes	965 - 1000	£434.96	£521.95	£443.33	£531.99	£487.66	£585.20	WAVSP100

*Optional side panels are 6mm glass. Door opening for all sizes is 624mm

15mm Extension Profile £47.28 incl. VAT (WAVLEPS Silver / WAVLEP Black / WAVLEPBRS Brushed Brass) – see page 147.

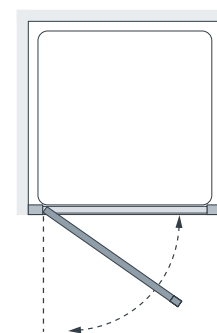


1950mm

Hinged Door

With easy access and understated looks, the hinged door is the perfect choice for a personal sanctuary or family showering space. Add to that the contemporary and elegant styling and it's easy to see why the hinged door is the perfect choice for a recessed showering space.

from £613.32 inc. VAT



Specification and Prices

Hinged Door

Standard Sizes (mm) (Width)	Silver (+ S to end of code)	Matt Black (+ B to end of code)	Brushed Brass (+ BRS to end of code)	Width Adj't (mm)	Door Opening	Price Exc VAT (Silver)	Price Inc VAT (Silver)	Price Exc VAT (Matt Black)	Price Inc VAT (Matt Black)	Price Exc VAT (Brushed Brass)	Price Inc VAT (Brushed Brass)	Product Code
700	Yes	No	No	650 - 700	520	£511.10	£613.32	-	-	-	-	WAVH070
750	Yes	Yes	No	700 - 750	570	£530.89	£637.07	£541.10	£649.32	-	-	WAVH075
800	Yes	Yes	Yes	750 - 800	620	£544.88	£665.85	£565.55	£678.65	£622.09	£746.51	WAVH080
900	Yes	Yes	Yes	850 - 900	720	£588.67	£706.40	£599.99	£719.99	£659.99	£791.99	WAVH090
1000	Yes	Yes	Yes	950 - 1000	820	£621.37	£745.65	£633.32	£759.99	£696.66	£836.00	WAVH100

Optional side panel*

Standard Sizes (mm) (Width)	Silver (+ S to end of code)	Matt Black (+ B to end of code)	Brushed Brass (+ BRS to end of code)	Width Adj't (mm)	Price Exc VAT (Silver)	Price Inc VAT (Silver)	Price Exc VAT (Matt Black)	Price Inc VAT (Matt Black)	Price Exc VAT (Brushed Brass)	Price Inc VAT (Brushed Brass)	Product Code
700	Yes	Yes	Yes	665 - 700	£313.96	£376.75	£319.99	£383.99	£352.00	£422.41	WAVSP070
750	Yes	Yes	Yes	715 - 750	£331.40	£397.68	£337.77	£405.33	£371.55	£445.86	WAVSP075
800	Yes	Yes	Yes	765 - 800	£354.29	£425.15	£361.10	£433.33	£397.21	£476.66	WAVSP080
900	Yes	Yes	Yes	865 - 900	£383.73	£460.47	£391.10	£469.33	£430.22	£516.27	WAVSP090
1000	Yes	Yes	Yes	965 - 1000	£434.96	£521.95	£443.33	£531.99	£487.66	£585.20	WAVSP100

*Optional side panels are 6mm glass

15mm Extension Profile £47.28 incl. VAT (WAVLEPS Silver / WAVLEP Black / WAVLEPBRB Brushed Brass) – see page 147.



Sliding Door

As the door slides close with barely a whisper (as a result of the ultra-quiet closing mechanism) and you see the simple clean lines of the shower door, it's not hard to imagine how the Wave slider helps create the perfect place to unwind and relax as well as enhance the beauty of your bathroom.

from £771.81 inc. VAT



Specification and Prices

Sliding Door

Standard Sizes (mm) (Width)	Silver (+ S to end of code)	Matt Black (+ B to end of code)	Brushed Brass (+ BRS to end of code)	Width Adj't (mm)	Door Opening	Price Exc VAT (Silver)	Price Inc VAT (Silver)	Price Exc VAT (Matt Black)	Price Inc VAT (Matt Black)	Price Exc VAT (Brushed Brass)	Price Inc VAT (Brushed Brass)	Product Code
1000	Yes	Yes	Yes	950 - 1000	365	£643.18	£771.81	£655.54	£786.65	£721.10	£865.32	WAVS100
1100	Yes	Yes	Yes	1050 - 1100	415	£664.98	£797.97	£677.77	£813.32	£745.54	£894.65	WAVS110
1200	Yes	Yes	Yes	1150 - 1200	465	£675.88	£811.06	£688.88	£826.65	£757.77	£909.33	WAVS120
1400	Yes	Yes	Yes	1350 - 1400	565	£734.81	£881.77	£744.43	£893.32	£818.87	£935.76	WAVSF140 & WAVSDG140
1500	Yes	Yes	No	1450 - 1500	615	£775.08	£930.10	£785.40	£942.48	-	-	WAVSF150 & WAVSDG150
1600	Yes	No	No	1550 - 1600	665	£775.08	£930.10	-	-	-	-	WAVSF160 & WAVSDG160
1700	Yes	Yes	Yes	1650 - 1700	715	£841.98	£1,010.37	£853.32	£1,023.98	£938.65	£1,126.38	WAVSF170 & WAVSDG170

Fixed panel is 6mm glass

Optional side panel*

Standard Sizes (mm) (Width)	Silver (+ S to end of code)	Matt Black (+ B to end of code)	Brushed Brass (+ BRS to end of code)	Width Adj't (mm)	Price Exc VAT (Silver)	Price Inc VAT (Silver)	Price Exc VAT (Matt Black)	Price Inc VAT (Matt Black)	Price Exc VAT (Brushed Brass)	Price Inc VAT (Brushed Brass)	Product Code
700	Yes	Yes	Yes	665 - 700	£313.96	£376.75	£319.99	£383.99	£352.00	£422.41	WAVSP070
750	Yes	Yes	Yes	715 - 750	£331.40	£397.68	£337.77	£405.33	£371.55	£445.86	WAVSP075
800	Yes	Yes	Yes	765 - 800	£354.29	£425.15	£361.10	£433.33	£397.21	£476.66	WAVSP080
900	Yes	Yes	Yes	865 - 900	£383.73	£460.47	£391.10	£469.33	£430.22	£516.27	WAVSP090
1000	Yes	Yes	Yes	965 - 1000	£434.96	£521.95	£443.33	£531.99	£487.66	£585.20	WAVSP100

*Optional side panels are 6mm glass

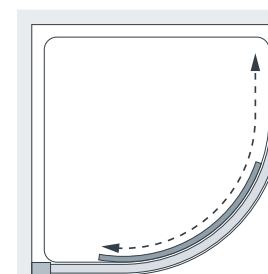
15mm Extension Profile £47.28 incl. VAT (WAVLEPS Silver / WAVLEP Black / WAVLEPBRS Brushed Brass) – see page 147.



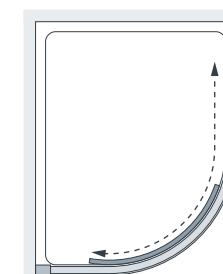
Single Door Quadrant

With a stunning choice of finishes, our single door quadrant combines bold styling and a spacious yet unobtrusive showering space. Featuring a smooth and quiet sliding door, the Quadrant is also available offset with a left-hand or right-hand tray to suit your bathroom configuration.

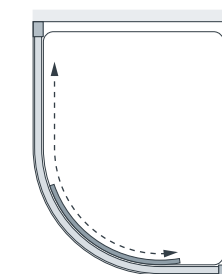
from £927.38 inc. VAT



Single Door Quadrant



Offset Left-Hand Tray



Offset Right-Hand Tray

Specification and Prices

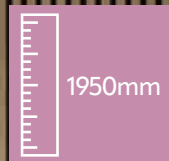
Single Door Quadrant

Standard Sizes (mm) (Width x height)	Silver (+ S to end of code)	Matt Black (+ B to end of code)	Brushed Brass (+ BRS to end of code)	Width Adj't (mm)	Door Opening (mm)	Price Exc VAT (Silver)	Price Inc VAT (Silver)	Price Exc VAT (Matt Black)	Price Inc VAT (Matt Black)	Price Exc VAT (Brushed Brass)	Price Inc VAT (Brushed Brass)	Product Code
800 x 800	Yes	No	No	765-790	400	£722.82	£927.38	-	-	-	-	WAVRSD080 & WAVRSDDG
900 x 900	Yes	Yes	Yes	865 - 890	500	£979.71	£816.42	£862.65	£991.99	£909.31	£1,091.17	WAVRSD090 & WAVRSDDG
900 x 800	Yes	No	No	865 - 890 & 765 - 790	500	£825.14	£990.17	-	-	-	-	WAVRSD098 & WAVRSDDG
1000 x 800	Yes	Yes	Yes	965 - 990 & 765 - 790	500	£894.91	£1,073.9	£906.65	£1,087.98	£997.32	£1,196.79	WAVRSD108 & WAVRSDDG
1200 x 800	Yes	Yes	No	1165 - 1190 & 765 - 790	500	£957.05	£1,148.46	£969.98	£1,163.98	-	-	WAVRSD128 & WAVRSDDG
1200 x 900	Yes	Yes	No	1165 - 1190 & 865 - 890	500	£974.46	£1,169.39	£987.76	£1,185.32	-	-	WAVRSD129 & WAVRSDDG

15mm Extension Profile £47.99 incl. VAT (WAVLEPS Silver / WAVLEP Black / WAVLEPBRB Brushed Brass)

Note: Door closure is to 'flat' fixed panel only.

Wave Quadrant doors are 8mm glass and the fixed panels are 6mm glass.



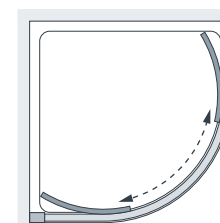
1950mm



Double Door Quadrant

As the doors effortlessly glide back, the generous space offered by this corner showering space beckons. As the double doors slide back, step into the generous space offered by this beautiful corner showering space. As with the single door Quadrant, the double door option is also available offset with a left-hand or right-hand tray depending on the layout of the bathroom.

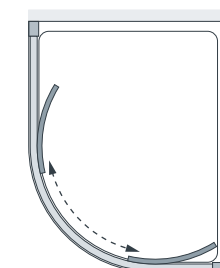
from £860.39 inc. VAT



Double Door Quadrant



Offset Left-Hand Tray



Offset Right-Hand Tray

Specification and Prices

Double Door Quadrant

Standard Sizes (mm) (Width x height)	Silver (+ S to end of code)	Matt Black (+ B to end of code)	Width Adj't (mm)	Door Opening (mm)	Price Exc VAT (Silver)	Price Inc VAT (Silver)	Price Exc VAT (Matt Black)	Price Inc VAT (Matt Black)	Product Code
800 x 800	Yes	No	765 - 790	390	£716.99	£860.39	-	-	WAVR080 & WAVRDG
900 x 900	Yes	Yes	865 - 890	550	£734.43	£881.32	£744.43	£893.32	WAVR090 & WAVRDG
1000 x 800	Yes	Yes	965 - 990 & 765 - 790	470	£786.76	£944.11	£797.76	£957.32	WAVR108 & WAVRDG
1200 x 800	Yes	Yes	1165 - 1190 & 765 - 790	470	£823.82	£988.59	£835.54	£1,002.65	WAVR128 & WAVRDG
1200 x 900	Yes	Yes	1165 - 1190 & 865 - 890	550	£1,012.13	£843.44	£855.54	£1,026.65	WAVR129 & WAVRDG

15mm Extension Profile £47.99 incl. VAT (WAVLEPS Silver / WAVLEP Black)
Wave Quadrant doors are 8mm glass and the fixed panels are 6mm glass.

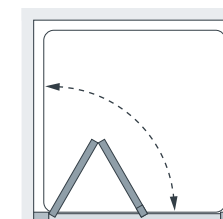


1950mm

Bifold Door

With great access, the benefits of a bifold are clear to see. Offering a versatile space-saving solution, the inward opening mechanism doesn't intrude into the bathroom space. This sleek semi-framed door is fully reversible with unique interlocking caps, making it easy to install.

from £726.02 inc. VAT



Specification and Prices

Bifold Door

Standard Sizes (mm) (Width)	Silver (+ S to end of code)	Matt Black (+ B to end of code)	Width Adjustment (mm)	Door Opening (mm)	Price Exc VAT (Silver)	Price Inc VAT (Silver)	Price Exc VAT (Matt Black)	Price Inc VAT (Matt Black)	Product Code
700	Yes	No	650 - 700	415	£605.02	£726.02	-	-	WAVB070
750	Yes	Yes	700 - 750	465	£630.09	£756.11	£642.21	£770.65	WAVB075
800	Yes	Yes	750 - 800	515	£664.98	£797.97	£677.77	£813.32	WAVB080
900	Yes	Yes	850 - 900	615	£706.40	£847.68	£719.99	£863.99	WAVB090
1000	Yes	Yes	950 - 1000	715	£760.91	£913.06	£775.54	£930.65	WAVB100

Optional Side Panel*

Standard Sizes (mm) (Width)	Silver (+ S to end of code)	Matt Black (+ B to end of code)	Width Adj't (mm)	Price Exc VAT (Silver)	Price Inc VAT (Silver)	Price Exc VAT (Matt Black)	Price Inc VAT (Matt Black)	Product Code
700	Yes	Yes	665 - 700	£313.96	£376.75	£319.99	£383.99	WAVSP070
750	Yes	Yes	715 - 750	£331.40	£397.68	£337.77	£405.33	WAVSP075
800	Yes	Yes	765 - 800	£354.29	£425.15	£361.10	£433.33	WAVSP080
900	Yes	Yes	865 - 900	£383.73	£460.47	£391.10	£469.33	WAVSP090
1000	Yes	Yes	965 - 1000	£434.96	£521.95	£443.33	£531.99	WAVSP100

*Optional side panels are 6mm glass


15mm Extension Profile £47.99 incl. VAT (WAVLEPS Silver / WAVLEPB Black)



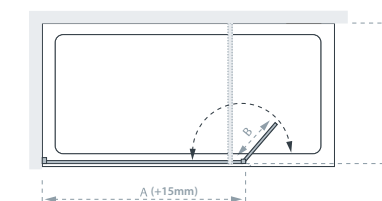
Horizon Walk-In

The simplicity and clean lines of the Wave walk-in gives an uninterrupted view of your bathroom. The striking matt black profiles with complementary horizon-style stripes on the glass make a bold and contemporary statement in any bathroom. The Horizon walk-in is also available with an optional hinged side panel which protects your bathroom from splashes while providing easy walk-in access. The hinged panel also features horizon style black stripes.

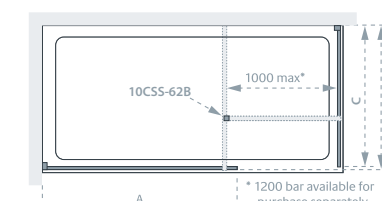
from £538.99 inc. VAT



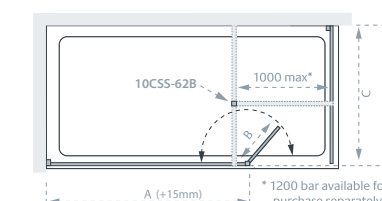
Shower Panel



Shower Panel and Bypass Panel



Shower Panel and Side Panel



Shower Panel and Bypass Panel and Side Panel

Specification and Prices

Horizon Walk-In (A) and Optional Side Panel (C)

Standard Sizes (mm) (A & C x height)	Width Adjustment (mm)	Price Exc VAT	Price Inc VAT	Product Code
800 x 2000	755 - 770	£449.16	£538.99	LK851-080
900 x 2000	855 - 870	£478.33	£573.99	LK851-090
1000 x 2000	955 - 970	£565.82	£678.99	LK851-100
1100 x 2000	1065 - 1080	£595.96	£715.15	LK851-110
1200 x 2000	1165 - 1180	£623.18	£747.82	LK851-120

Optional Horizon Hinged Bypass Panel (B)

300 x 2000	300	£309.16	£370.99	LK852-30
------------	-----	---------	---------	----------

Note: Bypass pane (B) addition has effect of increasing width of panel A by 15mm

Black 90° Bar Joining Kit for Side Panel	£47.64	£57.16	10CSS-62B
*Black Extended Bracing Bar (1200mm - bar only)	£52.50	£63.00	10CSS-602B-120
Black Optional Ceiling Bracing Kit (suitable for 8 or 10mm glass)	£171.11	£205.33	W10-040B

20mm Extension Profile £33.02 incl. VAT (LK8LEPB Black)

Side Panel Walk-In available with or without Horizon stripes.

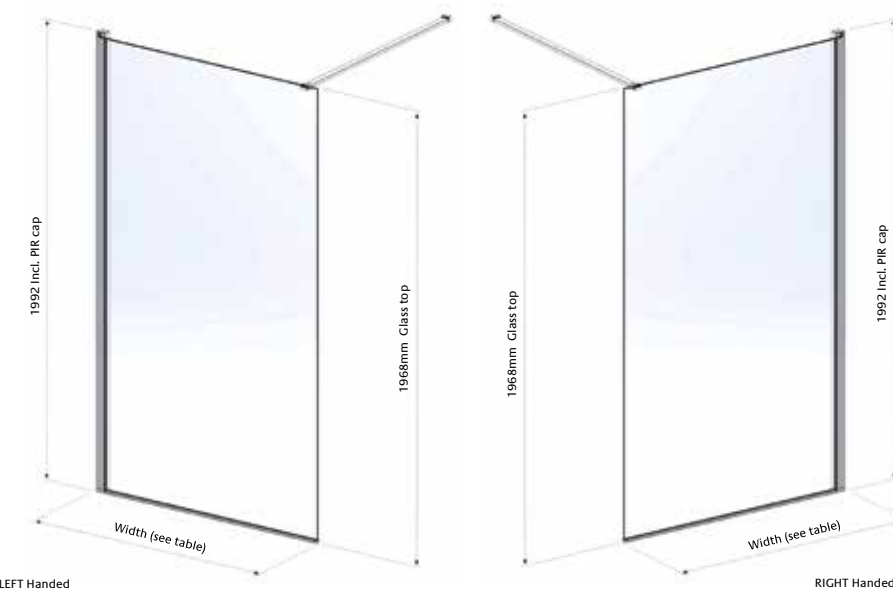


Ambient Walk-In

The Ambient Walk-In is the first showering space of its kind. Featuring a PIR motion-sensor that triggers the built-in LED lighting system concealed in the wall mount, it emits a soft glow of light along the edge of the walk-in panel. The ambience of the bathroom is subtly transformed by the use of soft lighting gently illuminating the room, so night-time visits to the bathroom are safer for all.

In the shower, the soft light created by the Ambient Walk-In means that the experience is calming, soothing and restful. Become lost in the moment, let the ambience relax you and transport you to your own private sanctuary.

from £522.12 incl. VAT



Specification and Prices

Standard Sizes (width x height)	Width Adjustment	Price excl. VAT	Price incl. VAT	Order Codes
700 x 1968	685 - 700	£435.1	£522.12	1 X LK869-070S & 1 X LK869LS (left-handed) 1 X LK869-070S & 1 X LK869RS (right-handed)
800 x 1968	785 - 800	£456.69	£548.03	1 X LK869-080S & 1 X LK869LS (left-handed) 1 X LK869-080S & 1 X LK869RS (right-handed)
900 x 1968	885 - 900	£472.88	£567.47	1 X LK869-090S & 1 X LK869LS (left-handed) 1 X LK869-090S & 1 X LK869RS (right-handed)
1000 x 1968	985 - 1000	£558.18	£669.82	1 X LK869-100S & 1 X LK869LS (left-handed) 1 X LK869-100S & 1 X LK869RS (right-handed)
1100 x 1968	1085 - 1100	£588.41	£706.09	1 X LK869-110S & 1 X LK869LS (left-handed) 1 X LK869-110S & 1 X LK869RS (right-handed)
1200 x 1968	1185 - 1200	£621.88	£746.25	1 X LK869-120S & 1 X LK869LS (left-handed) 1 X LK869-120S & 1 X LK869RS (right-handed)
1400 x 1968	1385 - 1400	£696.37	£835.65	1 X LK869-140S & 1 X LK869LS (left-handed) 1 X LK869-140S & 1 X LK869RS (right-handed)

Ambient 1200mm 1 x LK869-120S & 1 x LK869LS



Alassio walk-in

The practical and flexible solution of Alassio includes a unique glass panel that rotates over 90 degrees each way from the centre point. This showering space is ideal for wet rooms or bathrooms where easy access is important. The wide opening makes cleaning a lot easier too!

from £516.23 incl. VAT

LK850-070S 700mm Alassio Hinged Shower Panel



LK850-070S 700mm Alassio Hinged Shower Panel rotated to the right



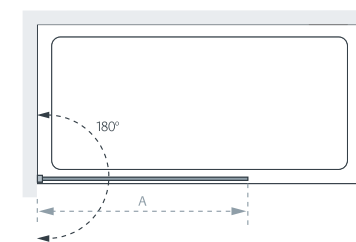
LK850-070S 700mm Alassio Hinged Shower Panel rotated to the left

Specification and Prices

Hinged Shower Panel (A)

Standard Sizes (A x height)	Width Adjustment	Price excl. VAT	Price incl. VAT	Order Code
700 x 1900	675 - 700	£430.19	£516.23	LK850-070S
800 x 1900	775 - 800	£461.67	£554.00	LK850-080S
900 x 1900	875 - 900	£495.05	£594.07	LK850-090S
1000 x 1900	975 - 1000	£528.44	£634.13	LK850-100S

All measurements are in mm



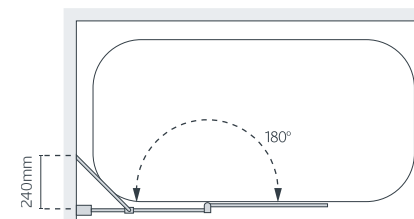
Hinged Shower Panel



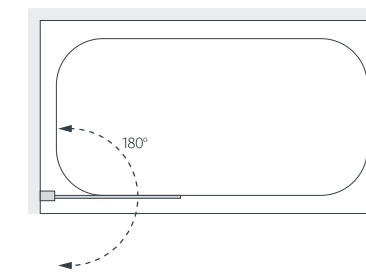
Curved and Curved Hinged Bath Screen

With a gentle and frameless curve to the top of the screen, the bottom seal matches the finish of the wall mount, sealing effectively against leaks. Practical and stylish, the inward-opening hinged bath screen offers ease of access and effective sealing. Available as a single panel or two panel option for additional protection against splashing water.

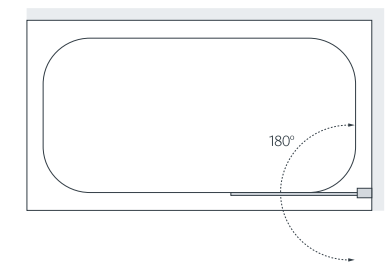
from £533.51 inc. VAT



Curved Hinged Bath Screen



Curved Bath Screen



Specification and Prices

Curved Hinged Bath Screen

Standard Sizes (mm)	Silver (+ S to end of code)	Matt Black (+ B to end of code)	Brushed Brass (+ BRS to end of code)	Fixed Panel (mm) (Width adj't)	Price Exc VAT (Silver)	Price Inc VAT (Silver)	Price Exc VAT (Matt Black)	Price Inc VAT (Matt Black)	Price Exc VAT (Brushed Brass)	Price Inc VAT (Brushed Brass)	Product Code
930 - 955 x 1400	Yes	Yes	Yes	540 - 565	£444.59	£533.51	£471.27	£565.52	£518.39	£622.07	SS120

Curved Bath Screen

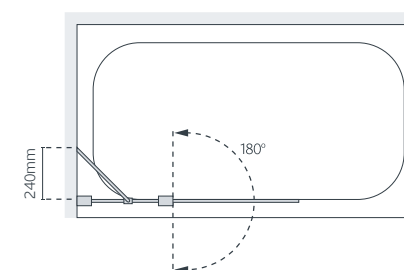
Sizes (mm)	Silver (+ S to end of code)	Width adj't (mm)	Price Exc VAT (Silver)	Price Inc VAT (Silver)	Product Code
800 x 1400	Yes	800 - 825	£261.95	£314.33	SS10



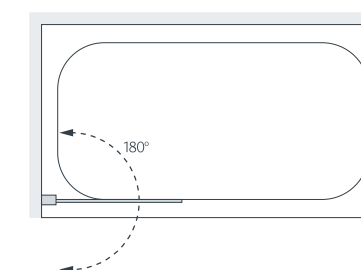
Square and Square Hinged Bath Screen

For clean crisp lines, the square topped and frameless bath screen is a truly great option and offers maximum flexibility. Available in a choice of finishes and as single panel or two panel models, the screen is fully reversible and easy to fit.

from £333.58 inc. VAT



Square Hinged Bath Screen



Square Bath Screen

Specification and Prices

Square Hinged Bath Screen

Standard Sizes (mm)	Silver (+ S to end of code)	Matt Black (+ B to end of code)	Brushed Brass (+ BRS to end of code)	Fixed Panel (mm) (Width adj't)	Door (Width)	Price Exc VAT (Silver / Matt Black)	Price Inc VAT (Silver / Matt Black)	Price Exc VAT (Brushed Brass)	Price Inc VAT (Brushed Brass)	Product Code
318 + 626 x 1500	Yes	Yes	Yes	945 - 970	390	£479.77	£575.72	£527.75	£633.30	SS60

Square Bath Screen

Standard Sizes (mm)	Silver (+ S to end of code)	Matt Black (+ B to end of code)	Brushed Brass (+ BRS to end of code)	Width Adj't (mm)	Price Exc VAT (Silver / Matt Black)	Price Inc VAT (Silver / Matt Black)	Price Exc VAT (Brushed Brass)	Price Inc VAT (Brushed Brass)	Product Code
800 x 1500	Yes	Yes	Yes	800 - 825	£294.66	£353.59	£324.13	£388.95	SS50



Designed
for life's
journey

Coastline
COLLECTION

Designed with style for luxurious living, designed with easy maintenance for carefree enjoyment, designed with perfect detailing for pure pleasure.
Designed to make every shower time well spent.



Talsi

Smooth in style and motion, the fluid nature of our Coastline slider perfectly embodies the versatility and design possibilities of this Collection.

from £1,007.80 incl. VAT

1 x 8HS120S & 1 x 8HS120DG 1200mm Talsi Slider Shower Door



Specification and Prices

Standard Sizes (width x height)	Width Adjustment	Door Opening	Price excl. VAT	Price incl. VAT	Order Code
1000 x 2000	940 - 1000	360	£839.83	£1,007.80	1 x 8HS100S & 1 x 8HS100DG
1100 x 2000	1040 - 1100	410	£870.06	£1,044.08	1 x 8HS110S & 1 x 8HS110DG
1200 x 2000	1140 - 1200	460	£904.06	£1,084.88	1 x 8HS120S & 1 x 8HS120DG
1400 x 2000	1340 - 1400	560	£965.48	£1,158.57	1 x 8HS140S & 1 x 8HS140DG
1500 x 2000	1440 - 1500	610	£995.71	£1,194.60	1 x 8HS150S & 1 x 8HS150DG
1600 x 2000	1540 - 1600	660	£1,026.87	£1,232.26	1 x 8HS160S & 1 x 8HS160DG
1700 x 2000	1640 - 1700	710	£1,076	£1,291.20	1 x 8HS170S & 1 x 8HS170DG

20mm Extension Profile £45.53 incl. VAT (8HLEPS Silver) – see page 147.
Compatible with Coastline Side Panel – see page 72.

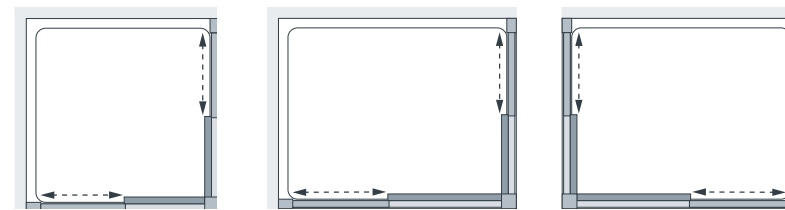
All measurements are in mm



Malmo

Our Coastline corner entry adds another perspective to the chic design of this Collection. Mix and match from the panel sizes to create your perfectly proportioned showering space.

from £1,133.62 incl. VAT



Specification and Prices

Standard Sizes (width x height)	Width Adjustment	Price excl. VAT*	Price incl. VAT*	Order 2 sides for a complete enclosure
700 x 2000	660 - 690	£472.35	£566.81	8HC070S
750 x 2000	710 - 740	£504.46	£605.36	8HC075S
800 x 2000	750 - 780	£515.80	£618.96	8HC080S
900 x 2000	850 - 880	£549.81	£659.77	8HC090S
1000 x 2000	950 - 980	£582.87	£699.45	8HC100S

Door opening sizes

Panel Size	700	750	800	900	1000
700	330	345	360	400	442
750	345	365	385	423	463
800	360	385	395	436	475
900	400	423	436 ^B	465	506
1000	442 ^A	463	475	506	535

IMPORTANT: You must order any TWO product codes to create your chosen showering space. See example orders below:

Size (width x depth)	Door Opening Size	Price excl. VAT	Price incl. VAT	Order 2 sides for a complete enclosure
700 x 1000	See table above ^A	£1,055.22	£1,266.26	8HC070S & 8HC100S
800 x 900	See table above ^B	£1,022.16	£1,266.58	8HC080S & 8HC090S

20mm Extension Profile £45.53 incl. VAT (8HLEPS Silver)

All measurements are in mm





Valmiera

Our Coastline quadrant and offset quadrant design is the perfect blend of functionality and beautiful seamless curves to make the most of aesthetics and available space.

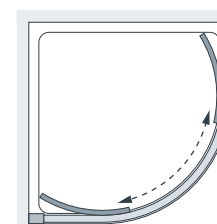
from £969.26 incl. VAT

1 x 8HR129S & 1 x 8HRDG 1200mm x 900mm
Valmiera Offset Quadrant

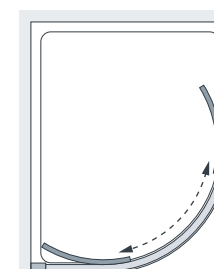


Quick Release for easy cleaning

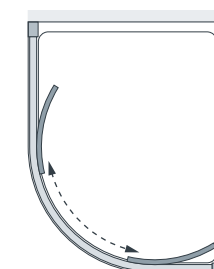
Many of our shower doors have a 'quick release' spring mechanism at the bottom to make it easy to clean around the base and hard to reach areas. Simply push the buttons to release the bottom of the doors and then click back into place when done.



Quadrant



Offset Left-Hand Tray



Offset Right-Hand Tray

Specification and Prices

Quadrant

You must order BOTH product codes for your chosen size.

Standard Sizes (width x height)	Width Adjustment	Door Opening	Price excl. VAT	Price incl. VAT	Order Code
800 x 2000	765 - 795	390	£807.71	£969.26	1 x 8HR080S & 1 x 8HRDG
900 x 2000	865 - 895	550	£838.75	£1,006.50	1 x 8HR090S & 1 x 8HRDG
1000 x 2000	965 - 995	550	£892.06	£1,070.47	1 x 8HR100S & 1 x 8HRDG

Offset Quadrant

You must order BOTH product codes for your chosen size.

Standard Sizes (w x d x h)	Width Adjustment	Door Opening	Price excl. VAT	Price incl. VAT	Order Code
900 x 800 x 2000	865-895 & 765-795	470	£832.68	£999.22	1 x 8HR098S & 1 x 8HRDG
1000 x 800 x 2000	965-995 & 765-795	470	£852.25	£1,022.70	1 x 8HR108S & 1 x 8HRDG
1200 x 800 x 2000	1165-1195 & 765-795	470	£903.53	£1,084.24	1 x 8HR128S & 1 x 8HRDG
1200 x 900 x 2000	1165-1195 & 865-895	550	£920.40	£1,104.48	1 x 8HR129S & 1 x 8HRDG

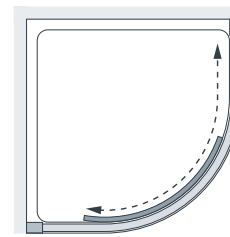
20mm Extension Profile £45.53 incl. VAT (8HLEPS Silver) – see page 147.

All measurements are in mm

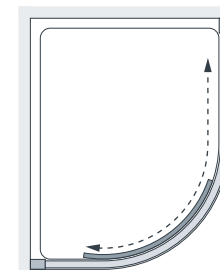


8mm Glass
Coastline

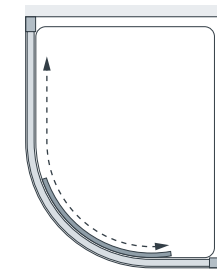
8mm Glass
Coastline



Single Door Quadrant



Offset Left-Hand Tray



Offset Right-Hand Tray

Specification and Prices

Quadrant

You must order BOTH product codes for your chosen size.

Standard Sizes (width x height)	Width Adjustment	Door Opening	Price excl. VAT	Price incl. VAT	Order Code
800 x 2000	765 - 795	400	£887.35	£1,064.8	1 x 8HRSD080S & 1 x 8HRSDDG
900 x 2000	865 - 895	500	£922.42	£1,106.91	1 x 8HRSD090S & 1 x 8HRSDDG
1000 x 2000	965 - 995	500	£981.8	£1,178.16	1 x 8HRSD100S & 1 x 8HRSDDG

Offset Quadrant

You must order BOTH product codes for your chosen size.

Standard Sizes (w x d x h)	Width Adjustment	Door Opening	Price excl. VAT	Price incl. VAT	Order Code
900 x 760 x 2000	865-895 & 725-755	500	£906.9	£1,088.28	1 x 8HRSD0976S & 1 x 8HRSDDG
900 x 800 x 2000	865-895 & 765-795	500	£915.67	£1,098.81	1 x 8HRSD098S & 1 x 8HRSDDG
1000 x 800 x 2000	965-995 & 765-795	500	£935.91	£1,123.1	1 x 8HRSD108S & 1 x 8HRSDDG
1200 x 800 x 2000	1165-1195 & 765-795	500	£993.94	£1,192.74	1 x 8HRSD128S & 1 x 8HRSDDG
1200 x 900 x 2000	1165-1195 & 865-895	500	£1,010.81	£1,212.98	1 x 8HRSD129S & 1 x 8HRSDDG

20mm Extension Profile £45.53 incl. VAT (8HLEPS Silver)

All measurements are in mm



Sorong

As a pure quadrant or offset, the single-door Sorong is a harmonious blend of clean lines and gentle curves.

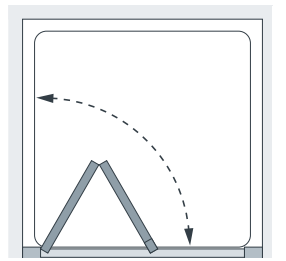
from £1,064.80 incl. VAT



Bergen

Our Coastline bi-fold enhances the illusion of space without sacrificing elegance or style. Whether in an alcove or corner, it provides a sophisticated design solution.

from £1,109.82 incl. VAT



Specification and Prices

Standard Sizes (width x height)	Width Adjustment	Door Opening	Price excl. VAT	Price incl. VAT	Order Code
700 x 2000	660 - 720	395	£924.85	£1,109.82	8HB070S
750 x 2000	720 - 780	455	£992.87	£1,191.44	8HB075S
800 x 2000	760 - 820	495	£1,031.60	£1,031.60	8HB080S
900 x 2000	840 - 900	575	£1,112.85	£1,335.41	8HB090S
1000 x 2000	940 - 1000	675	£1,208.26	£1,449.91	8HB100S

20mm Extension Profile £45.53 incl. VAT (8HLEPS Silver)
Compatible with Coastline Side Panel – see page 72.

All measurements are in mm

8HB090S 900mm Bergen Bi-fold Shower Door

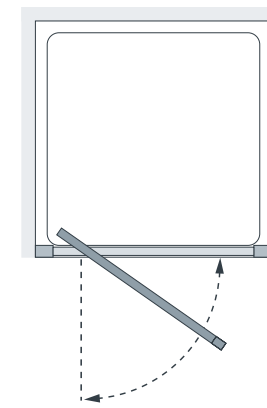




Narva

Whether combined with a side panel, or installed in an alcove, the slim profile of this pivot door underpins its sleek design.

from £702.85 incl. VAT



Specification and Prices

Standard Sizes (width x height)	Width Adjustment	Door Opening	Price excl. VAT	Price incl. VAT	Order Code
700 x 2000	660 - 720	423	£585.71	£702.85	8HP070S
750 x 2000	720 - 780	483	£607.44	£728.92	8HP075S
800 x 2000	760 - 820	513	£617.83	£741.39	8HP080S
900 x 2000	840 - 900	553	£646.17	£775.40	8HP090S
1000 x 2000	940 - 1000	603	£681.12	£817.35	8HP100S

20mm Extension Profile £45.53 incl. VAT (8HLEPS Silver)
Compatible with Coastline Side Panel – see page 72.

All measurements are in mm



6mm Glass
Coastline

Coastline
side panel

A simple, yet beautifully designed panel that complements our Coastline doors, and makes your bathroom vision a reality, no matter what the plan or dimensions of your space.

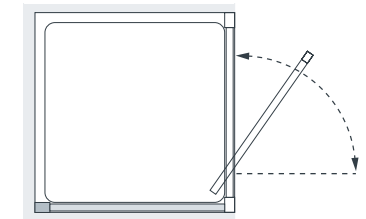
from £482.93 incl. VAT



Specification and Prices

These side panels are available exclusively for use with the Coastline Collection. The panel is compatible with these models:

Code	Page	Code	Page	Code	Page
8HB	69	8HP	71	8HS	61



Standard Sizes (width x height)	Width Adjustment	Price excl. VAT	Price incl. VAT	Order Code
700 x 2000	670 - 700	£402.44	£482.93	8HSP070S
750 x 2000	720 - 750	£416.61	£499.93	8HSP075S
800 x 2000	770 - 800	£431.72	£518.07	8HSP080S
900 x 2000	870 - 900	£462.90	£555.48	8HSP090S
1000 x 2000	970 - 1000	£489.35	£587.22	8HSP100S

20mm Extension Profile £45.53 incl. VAT (8HLEPS Silver)

All measurements are in mm



6mm Glass
Coastline

Space to breathe,
when the
door closes


Classic
COLLECTION

It's your time to be yourself, it's your showering space.
How do you want it? Stylish and practical? Smart and
affordable? Create a space that moves you.



Low Threshold
Double Door Quadrant

The practical low threshold gives easier access to this spacious Quadrant, whichever layout option you choose.
Ideal for wet rooms too.
from £937.66 incl. VAT



Double Door Quadrant Offset Left-Hand Tray Offset Right-Hand Tray

Alternative Chrome Plate
Stainless Steel Loop Handle
£33.02 incl. VAT
SK-130

Specification and Prices

Quadrant

Standard Sizes (width x height)	Width Adjustment	Door Opening	Price excl. VAT	Price incl. VAT	Previous Code	Order Code
800 x 1850	765 - 795	370	£781.38	£937.66	LKV3R080S	1 x CLV3R080S & 1 x CLV3RDG
900 x 1850	865 - 895	530	£801.87	£962.25	LKV3R090S	1 x CLV3R090S & 1 x CLV3RDG
1000 x 1850	965 - 995	530	£819.69	£983.63	LKV3R100S	1 x CLV3R100S & 1 x CLV3RDG

Offset Quadrant

Standard Sizes (width x height)	Width Adjustment	Door Opening	Price excl. VAT	Price incl. VAT	Previous Code	Order Code Left-Hand	Order Code Right-Hand
900 x 800 x 1850	865-895 x 765-795	450	£801.87	£962.25	LKV3R98LS / LKV3R98RS	1 x CLV3R098LS & 1 x CLV3RDG	1 x CLV3R098RS & 1 x CLV3RDG
1000 x 800 x 1850	965-995 x 765-795	450	£858.00	£1,029.60	LKV3R108LS / LKV3R108RS	1 x CLV3R108LS & 1 x CLV3RDG	1 x CLV3R108RS & 1 x CLV3RDG
1200 x 800 x 1850	1165-1195 x 765-795	450	£899.88	£1,079.86	LKV3R128LS / LKV3R128RS	1 x CLV3R128LS & 1 x CLV3RDG	1 x CLV3R128RS & 1 x CLV3RDG
1200 x 900 x 1850	1165-1195 x 865-895	530	£917.70	£1,101.24	LKV3R129LS / LKV3R129RS	1 x CLV3R129LS & 1 x CLV3RDG	1 x CLV3R129RS & 1 x CLV3RDG

Please note: fixed panels are 6mm glass, door panels are 8mm glass.
30mm Extension Profile £37.42 incl. VAT (LEPS Silver).
Alternative Bright Chrome Plate Finish Stainless Steel Loop Handle £33.02 incl. VAT (SK-130).
Compatible with Classic Side Panel, Framed – see page 116.

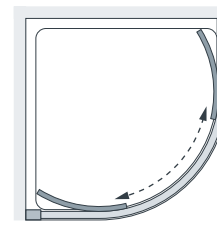
All measurements are in mm



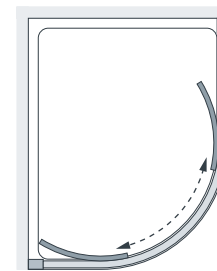
Double Door Quadrant

Designed with affordability in mind, the handsome curves of this corner design and spacious offset option are complemented by a subtly rounded profile.

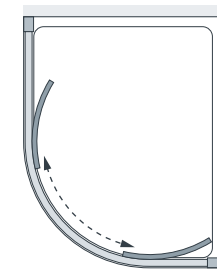
from £696.03 incl. VAT



Double Door Quadrant



Offset Left-Hand Tray



Offset Right-Hand Tray



Alternative Chrome Plate
Stainless Steel Loop Handle
£33.02 incl. VAT
SK-130

Specification and Prices

Quadrant

Standard Sizes (width x height)	Width Adjustment	Door Opening	Price excl. VAT	Price incl. VAT	Previous Code	Order Code
800 x 1850	765 - 795	370	£580.03	£696.03	LKV2R800S	1 x CLV2R080S & 1 x CLV2RDG
900 x 1850	865 - 895	530	£594.28	£713.13	LKV2R900S	1 x CLV2R090S & 1 x CLV2RDG
1000 x 1850	965 - 995	530	£608.54	£730.24	LKV2R1000S	1 x CLV2R100S & 1 x CLV2RDG

Offset Quadrant

Standard Sizes (width x height)	Width Adjustment	Door Opening	Price excl. VAT	Price incl. VAT	Previous Code	Order Code
900 x 800 x 1850	865-895 x 765-795	450	£594.28	£713.13	LKV2R900800S	1 x CLV2R098S & 1 x CLV2RDG
1000 x 800 x 1850	965-995 x 765-795	450	£637.04	£764.45	LKV2R1000800S	1 x CLV2R108S & 1 x CLV2RDG
1200 x 800 x 1850	1165-1195 x 765-795	450	£667.34	£800.80	LKV2R1200800S	1 x CLV2R128S & 1 x CLV2RDG
1200 x 900 x 1850	1165-1195 x 865-895	530	£683.38	£820.05	LKV2R1200900S	1 x CLV2R129S & 1 x CLV2RDG

30mm Extension Profile £37.42 incl. VAT (LEPS Silver).

Alternative Bright Chrome Plate Finish Stainless Steel Loop Handle £33.02 incl. VAT (SK-130).

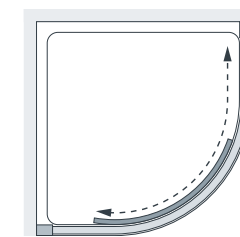
All measurements are in mm



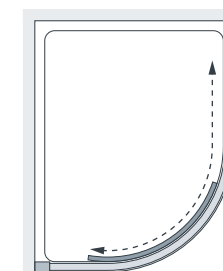
CLSDV2R129S & CLSDV2RDG 1200x900mm Silver Single Door Quadrant

Single Door Quadrant

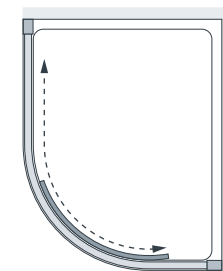
An elegant and practical solution for corner spaces in smaller bathrooms or ensuites.
from £770.43 incl. VAT



Single Door Quadrant



Offset Left-Hand Tray



Offset Right-Hand Tray



Alternative Chrome Plate Stainless Steel Loop Handle
£33.02 incl. VAT
SK-130

Specification and Prices

Quadrant

Standard Sizes (width x height)	Width Adjustment	Door Opening	Price excl. VAT	Price incl. VAT	Previous Code	Order Code
800 x 1900	765 - 795	400	£642.02	£770.43	SDV2R080S	1 x CLSDV2R080S & 1 x CLSDV2RDG
900 x 1900	865 - 895	500	£678.71	£814.46	SDV2R090S	1 x CLSDV2R090S & 1 x CLSDV2RDG
1000 x 1900	965 - 995	500	£721.82	£866.18	SDV2R100S	1 x CLSDV2R100S & 1 x CLSDV2RDG

Offset Quadrant

Standard Sizes (width x height)	Width Adjustment	Door Opening	Price excl. VAT	Price incl. VAT	Order Code Silver	Order Code Silver
900 x 760 x 1900	865-895 x 725-755	500	£686.96	£824.36	SDV2R0976S	1 x CLSDV2R0976S & 1 x CLSDV2RDG
900 x 800 x 1900	865-895 x 765-795	500	£708.06	£849.68	SDV2R098S	1 x CLSDV2R098S & 1 x CLSDV2RDG
1000 x 800 x 1900	965-995 x 765-795	500	£745.66	£894.80	SDV2R108S	1 x CLSDV2R108S & 1 x CLSDV2RDG
1200 x 800 x 1900	1165-1195 x 765-795	500	£797.94	£957.54	SDV2R128S	1 x CLSDV2R128S & 1 x CLSDV2RDG
1200 x 900 x 1900	1165-1195 x 865-895	500	£811.70	£974.04	SDV2R129S	1 x CLSDV2R129S & 1 x CLSDV2RDG

Note: Door closure is to 'flat' fixed panel only.
Alternative Bright Chrome Plate Finish Stainless Steel Loop Handle £33.02 incl. VAT (SK-130).

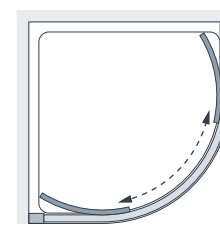
All measurements are in mm



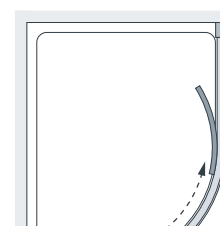
Easy-fit Quadrant

Our original quadrant design is precision engineered for easier installation while making the best use of the available space in any bathroom.

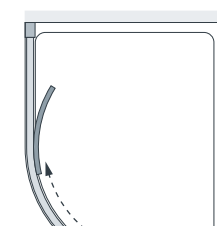
from £756.28 incl. VAT



Easy-fit Quadrant



Offset Left-Hand Tray



Offset Right-Hand Tray



Alternative Chrome Plate
Stainless Steel Loop Handle
£33.02 incl. VAT
SK-130

Specification and Prices

Quadrant

Standard Sizes (width x height)	Width Adjustment	Door Opening	Price excl. VAT	Price incl. VAT	Previous Code	Order Code Silver	Order Code White
800 x 1850	765 - 790	370	£630.24	£756.28	LKR800S	2 x CLR080S	2 x CLR080W
900 x 1850	865 - 890	530	£653.82	£784.58	LKR900S	2 x CLR090S	2 x CLR090W
1000 x 1850	965 - 990	530	£677.40	£812.88	LKR1000S	2 x CLR100S	N/A

Offset Quadrant

Standard Sizes (width x height)	Width Adjustment	Door Opening	Price excl. VAT	Price incl. VAT	Previous Code	Order Code Silver	Order Code White
900 x 800 x 1850	865-890 x 765-790	450	£642.03	£770.43	LKR900800S	1 x CLR090S & 1 x CLR080S	1 x CLR090W & 1 x CLR080W
1000 x 800 x 1850	965-990 x 765-790	450	£653.82	£784.58	LKR1000800S	1 x CLR100S & 1 x CLR080S	N/A
1200 x 800 x 1850	1165-1190 x 765-790	450	£842.50	£1,010.99	LKR1200800S	1 x CLR120S & 1 x CLR080S	N/A
1200 x 900 x 1850	1165-1190 x 865-890	530	£854.29	£1,025.11	LKR1200900S	1 x CLR120S & 1 x CLR090S	N/A

30mm Quadrant Extension Profile £51.73 incl. VAT (LKR-C001 Silver).

Special height doors can be manufactured to order with an additional surcharge.

Alternative Bright Chrome Plate Finish Stainless Steel Loop Handle £33.02 incl. VAT (SK-130).

All measurements are in mm

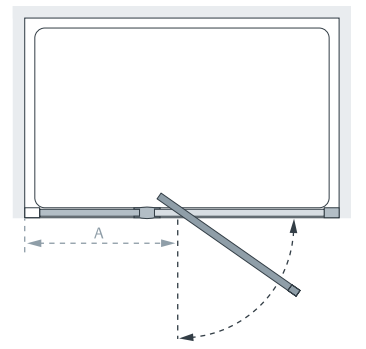


LKVPI100S 1000mm Silver Pivot Door with integrated In-line Panel, Semi-framed

Pivot Door

with integrated
In-line panel

The seamless finish of this semi-framed pivot door is ideal for a wider showering space, with no profile between the door and the adjacent in-line panel.
from £650.46 incl. VAT



Alternative Chrome Plate
Stainless Steel Loop Handle
£33.02 incl. VAT
SK-130

Specification and Prices

Standard Sizes (width x height)	Width Adjustment	In-line Panel	Wall to door - at 90° open (A)	Door Opening	Price excl. VAT	Price incl. VAT	Order Code Silver
1000 x 1850	940 - 1000	149	315 - 345	555	£542.05	£650.46	LKVPI100S
1100 x 1850	1040 - 1100	249	415 - 445	555	£556.73	£668.07	LKVPI110S
1200 x 1850	1140 - 1200	349	515 - 545	555	£569.57	£683.48	LKVPI120S

30mm Extension Profile £37.42 incl. VAT (LEPS Silver) – see page 147.
Alternative Bright Chrome Plate Finish Stainless Steel Loop Handle £33.02 incl. VAT (SK-130).
Compatible with Classic Side Panel, Framed (LK1SPS Silver) – see page 116.

All measurements are in mm



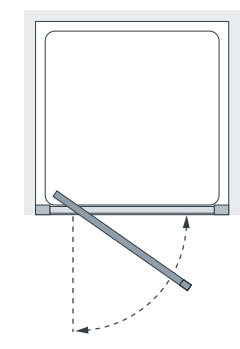
6mm Glass
Classic

Pivot Door

Semi-framed

Deceptively simple, yet simply stunning. This semi-framed, pivot door creates a particularly slim profile to complement the simplicity of many modern bathrooms or ensembles.

from £502.98 incl. VAT



Alternative Chrome Plate
Stainless Steel Loop
Handle £33.02 incl. VAT
SK-130

Specification and Prices

Standard Sizes (width x height)	Width Adjustment	Door Op*	Price excl. VAT	Price incl. VAT	Order Code Silver	Order Code White
700 x 1850	660 - 720	410	£419.15	£502.98	LKVP070S	LKVP070W
750 x 1850	720 - 780	470	£443.91	£532.70	LKVP075S	LKVP075W
800 x 1850	760 - 820	500	£463.17	£555.81	LKVP080S	LKVP080W
900 x 1850	840 - 900	540	£492.52	£591.03	LKVP090S	LKVP090W
1000 x 1850	940 - 1000	590	£520.04	£624.05	LKVP100S	N/A

*Door Op = Door Opening
30mm Extension Profile £37.42 incl. VAT (LEPS Silver, LEPW White) – see page 147.
Special height doors can be manufactured to order with an additional surcharge.
Alternative Bright Chrome Plate Finish Stainless Steel Loop Handle £33.02 incl. VAT (SK-130).
Compatible with Classic Side Panel, Framed (LK1SPS Silver, LK1SPW White) – see page 116.
Compatible with Classic Side Panel, Semi-framed (LWRPS Silver) - see page 114.

All measurements are in mm

LKVP090S 900mm Silver Pivot Door, Semi-framed

6mm Glass
Classic



Pivot Door

Framed

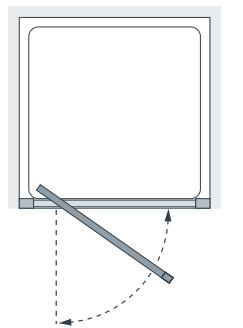
The practical and simple solution of this framed pivot door means effortless showering and clean, uncluttered looks.

from £449.05 incl. VAT



Specification and Prices

Standard Sizes (width x height)	Width Adjustment	Door Opening	Price excl. VAT	Price incl. VAT	Order Code Silver
700 x 1850	660 - 720	450	£374.21	£449.05	LK1P070S
750 x 1850	720 - 780	510	£396.22	£475.46	LK1P075S
800 x 1850	760 - 820	490	£413.65	£496.38	LK1P080S
900 x 1850	840 - 900	510	£440.24	£528.29	LK1P090S
1000 x 1850	940 - 1000	590	£475.10	£570.12	LK1P100S



30mm Extension Profile £37.42 incl. VAT (LEPS Silver, LEPW White) – see page 147.

Note: Maximum adjustment range is reduced by 15mm when used in conjunction with the In-line Panel Pack – see page 118.

Compatible with Classic Side Panel, Semi-framed (LWRPS Silver) – see page 114.

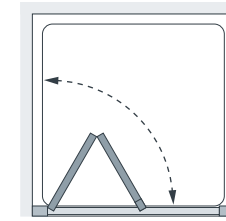
Compatible with Classic Side Panel, Framed (LK1SPS Silver, LK1SPW White) – see page 116.

All measurements are in mm



Bifold Door
Semi-framed

Where space is at a premium, this simple, bi-fold design provides a stylish solution, complete with an attractive handle detail.
from £606.44 incl. VAT




Specification and Prices

Standard Sizes (width x height)	Width Adjustment	Door Op*	Price excl. VAT	Price incl. VAT	Order Code Silver	Order Code White
700 x 1850	660 - 720	425	£505.36	£606.44	LKVB070S	LKVB070W
750 x 1850	720 - 780	485	£525.54	£630.65	LKVB075S	LKVB075W
800 x 1850	760 - 820	525	£555.81	£666.97	LKVB080S	LKVB080W
900 x 1850	840 - 900	605	£590.66	£708.79	LKVB090S	LKVB090W

*Door Op = Door Opening
30mm Extension Profile £37.42 incl. VAT (LEPS Silver, LEPW White) – see page 147.
Special height doors can be manufactured to order with an additional surcharge.

All measurements are in mm

LKVB090S 900mm Silver Bi-fold Door, Semi-framed





6mm Glass
Classic

Bi-fold Door Framed

Simple, elegant and practical, the inward opening of a bi-fold door is the perfect space saving solution.

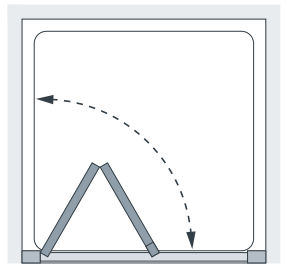
from £540.40 incl. VAT



6mm Glass
Classic

Specification and Prices

Standard Sizes (width x height)	Width Adjustment	Door Opening	Price excl. VAT	Price incl. VAT	Order Code Silver
700 x 1850	660 - 720	480	£450.33	£540.40	LK1B070S
750 x 1850	720 - 780	540	£470.51	£564.61	LK1B075S
800 x 1850	760 - 820	580	£494.36	£593.23	LK1B080S
900 x 1850	840 - 900	660	£529.21	£635.05	LK1B090S
1000 x 1850	940 - 1000	760	£568.65	£682.38	LK1B1000S



30mm Extension Profile £37.42 incl. VAT (LEPS Silver, LEPW White) – see page 147.

Note: Maximum adjustment range is reduced by 15mm when used in conjunction with the In-line Panel Pack – see page 118.

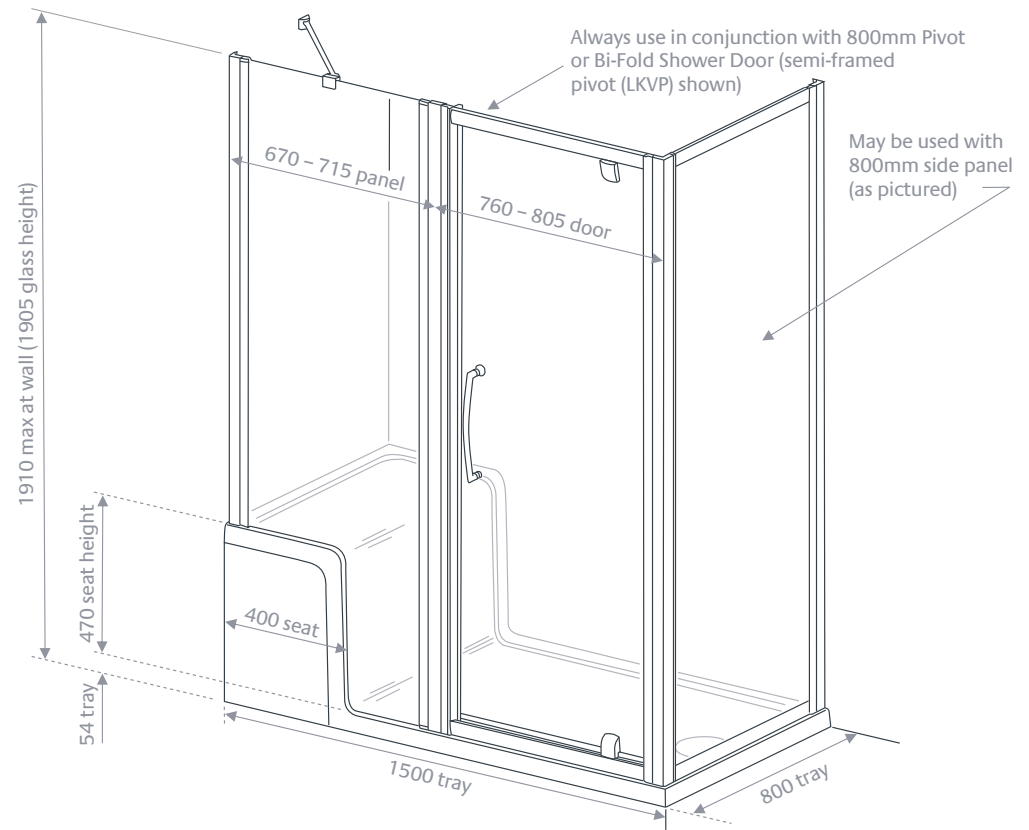
Compatible with Classic Side Panel, Semi-framed (LWRPS Silver) – see page 114.

Compatible with Classic Side Panel, Framed (LK1SPS Silver, LK1SPW White) – see page 116.

All measurements are in mm



LKST8015 Seated Shower Tray with LKIST700S In-line Panel, LKVP080S Pivot Door, Semi-framed and LK1SP080S Classic Side Panel, Framed



Specification and Prices

	Overall Size (width x height)	Width Adjustment	Door Opening	Price excl. VAT	Price incl. VAT	Order Code
In-line Panel (for Seat Tray)	700 x 1850	670 - 715	N/A	£398.97	£478.77	LKIST700S

Door Options	Overall Size (width x height)	Width Adjustment	Door Opening	Price excl. VAT	Price incl. VAT	Order Code
Framed Pivot	800 x 1850	760 - 805	490	£413.65	£496.38	LK1P080S
Framed Bi-fold	800 x 1850	760 - 805	580	£494.36	£593.23	LK1B080S
Semi-Framed Pivot	800 x 1850	760 - 805	500	£463.17	£555.81	LKVP080S
Semi-Framed Bi-fold	800 x 1850	760 - 805	525	£555.81	£666.97	LKVB080S

	Overall Size	Width Adjustment	Door Opening	Price excl. VAT	Price incl. VAT	Order Code
Shower Seat Tray	1500 x 800	N/A	N/A	£1,396.73	£1,676.07	LKST8015

800mm Classic Side Panel, Semi-framed or Framed can be ordered separately for a corner installation – see pages 114 and 116.

All measurements are in mm

Seated Shower Tray and In-line Panel

with Bi-fold and Pivot Door

With a beautifully raised seat that integrates into the tray, this showering space allows for comfort, ease and safety without compromising on style.

from £2,651.22 incl. VAT

LKV2BS170S 1700mm Silver Over Bath Double Door Slider, Semi-framed



Over Bath Double Door Slider

An elegant solution where space is at a premium, but you still want to have the choice between the pleasures of bathing or a real showering experience.
from £782.53 incl. VAT



Over Bath Double Door Slider, Semi-framed with an added Side Panel



Alternative Chrome Plate Stainless Steel Loop Handle
£33.02 incl. VAT
SK-130

Specification and Prices

Door

Standard Sizes (width x height)	Width Adjustment	Price excl. VAT	Price incl. VAT	Order Code Silver
1600 x 1500	1540 - 1600	£690.63	£828.76	LKV2BS160S
1700 x 1500	1640 - 1700	£715.40	£858.48	LKV2BS170S
1800 x 1500	1740 - 1800	£736.49	£883.79	LKV2BS180S

Side Panel

Standard Sizes (width x height)	Width Adjustment	Price excl. VAT	Price incl. VAT	Order Code Silver
750 x 1500	690 - 750	£267.82	£321.38	LKV2BSP075S
800 x 1500	740 - 800	£275.15	£330.18	LKV2BSP080S

30mm Extension Profile £37.42 incl. VAT (LEPS Silver) – see page 147.

Alternative Bright Chrome Plate Finish Stainless Steel Loop Handle £33.02 incl. VAT (SK-130).

All measurements are in mm

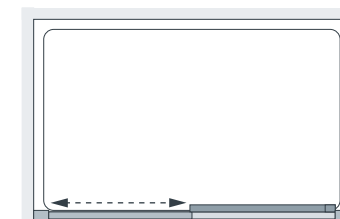


Slider Door

Semi-framed

With a wide choice of sizes from 1000mm to 2000mm, this semi-framed slider gives you the freedom to create the perfect showering space for your bathroom.

from £646.06 incl. VAT



Alternative Chrome Plate
Stainless Steel Loop Handle
£33.02 incl. VAT
SK-130

Quick Release for easy cleaning

Many of our shower doors have a 'quick release' spring mechanism at the bottom to make it easy to clean around the base and hard to reach areas. Simply push the buttons to release the bottom of the doors and then click back into place when done.

Specification and Prices

Where there are two codes you must order BOTH product codes for your chosen size.

Standard Sizes (width x height)	Width Adjustment	Door Opening	Price excl. VAT	Price incl. VAT	Previous Code	Order Code Silver	Order Code White
1000 x 1850	940 - 1000	360	£538.38	£646.06	N/A	LKV2S100S	LKV2S100W
1100 x 1850	1040 - 1100	410	£555.81	£666.97	N/A	LKV2S110S	LKV2S110W
1200 x 1850	1140 - 1200	460	£565.90	£679.08	N/A	LKV2S120S	LKV2S120W
1300 x 1850	1240 - 1300	510	£590.66	£708.79	N/A	LKV2S130S	N/A
1400 x 1850	1340 - 1400	560	£611.76	£734.11	N/A	LKV2S140S	N/A
1500 x 1850	1440 - 1500	610	£649.36	£779.23	N/A	LKV2S150S	N/A
1600 x 1850	1540 - 1600	660	£649.36	£779.23	N/A	LKV2S160S	N/A
1700 x 1850	1640 - 1700	710	£701.64	£841.97	LKV2S170S	1 x CLV2SF170S & 1 x CLV2S170DG	N/A
1800 x 1850	1740 - 1800	760	£726.40	£871.68	LKV2S180S	1 x CLV2SF180S & 1 x CLV2S180DG	N/A
2000 x 1850	1940 - 2000	860	£780.52	£936.62	LKV2S200S	1 x CLV2SF200S & 1 x CLV2S200DG	N/A

30mm Extension Profile £37.42 incl. VAT (LEPS Silver, LEPW White) – see page 147.

Note: Maximum adjustment range is reduced by 15mm when used in conjunction with the In-line Panel Pack – see page 118.

Special height doors can be manufactured to order with an additional surcharge.

Alternative Bright Chrome Plate Finish Stainless Steel Loop Handle £33.02 incl. VAT (SK-130).

Compatible with Classic Side Panel, Semi-framed (LWRPS Silver) – see page 114.

Compatible with Classic Side Panel, Framed (LK1SPS Silver, LK1SPW White) – see page 116.

All measurements are in mm

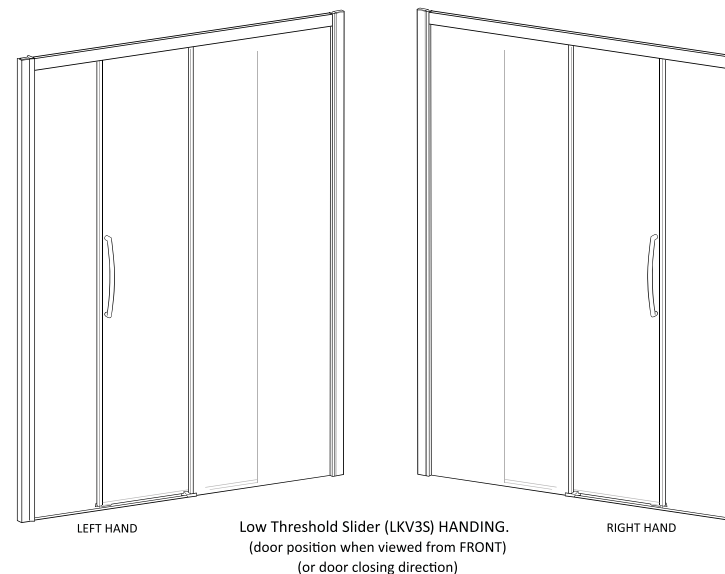


LKV3S120LS 1200mm Silver Left-Hand Low Threshold Slider Door, Semi-framed

Low Threshold Slider Door

Identical in every way to our popular semi-framed slider, the lower threshold allows you to step in and step out with ease.

from £873.88 incl. VAT



Alternative Chrome Plate
Stainless Steel Loop Handle
£33.02 incl. VAT
SK-130

Specification and Prices

Where there are two codes you must order BOTH product codes for your chosen size.

Standard Sizes (width x height)	Width Adjustment	Door Opening	Price excl. VAT	Price incl. VAT	Previous Code	Order Code Left-Hand	Order Code Right-Hand
1000 x 1850	940 - 1000	360	£728.24	£873.88	N/A	LKV3S100LS	LKV3S100RS
1100 x 1850	1040 - 1100	410	£748.41	£898.10	N/A	LKV3S110LS	LKV3S110RS
1200 x 1850	1140 - 1200	460	£764.01	£916.81	N/A	LKV3S120LS	LKV3S120RS
1300 x 1850	1240 - 1300	510	£797.03	£956.43	N/A	LKV3S130LS	LKV3S130RS
1400 x 1850	1340 - 1400	560	£825.46	£990.55	N/A	LKV3S140LS	LKV3S140RS
1500 x 1850	1440 - 1500	610	£877.74	£1,053.28	LKV3S150LS / LKV3S150RS	1 x CLV3SF150LS & 1 x CLV3S150DG	1 x CLV3SF150RS & 1 x CLV3S150DG
1600 x 1850	1540 - 1600	660	£877.74	£1,053.28	LKV3S160LS / LKV3S160RS	1 x CLV3SF160LS & 1 x CLV3S160DG	1 x CLV3SF160RS & 1 x CLV3S160DG
1700 x 1850	1640 - 1700	710	£945.61	£1,134.73	LKV3S170LS / LKV3S170RS	1 x CLV3SF170LS & 1 x CLV3S170DG	1 x CLV3SF170RS & 1 x CLV3S170DG
1800 x 1850	1740 - 1800	760	£979.54	£1,175.45	LKV3S180LS / LKV3S180RS	1 x CLV3SF180LS & 1 x CLV3S180DG	1 x CLV3SF180RS & 1 x CLV3S180DG

Please note: fixed panel is 6mm glass, door panel is 8mm glass. The Low Threshold does not include a bottom rail or rollers. 30mm Extension Profile £37.42 incl. VAT (LEPS Silver) – see page 147.

Note: Maximum adjustment range is reduced by 15mm when used in conjunction with the In-line Panel Pack – see page 118.

Alternative Bright Chrome Plate Finish Stainless Steel Loop Handle £33.02 incl. VAT (SK-130).

Compatible with Classic Side Panel, Semi-framed (LWRPS Silver) – see page 114.

Compatible with Classic Side Panel, framed (LK1SPS Silver) – see page 116.

All measurements are in mm



6mm Glass

Classic

6mm Glass

Classic

Specification and Prices

Standard Sizes (width x height)	Width Adjustment	Door Opening	Price excl. VAT	Price incl. VAT	Order Code Silver	Order Code White
1000 x 1850	940 - 1000	380	£483.35	£580.02	LK12S100S	N/A
1100 x 1850	1040 - 1100	430	£494.36	£593.23	LK12S110S	LK12S110W
1200 x 1850	1140 - 1200	480	£508.11	£609.74	LK12S120S	N/A

30mm Extension Profile £37.42 incl. VAT (LEPS Silver, LEPW White) – see page 147.

Note: Maximum adjustment range is reduced by 15mm when used in conjunction with the In-line Panel Pack – see page 118.

Compatible with Classic Side Panel, Semi-framed (LWRPS Silver) – see page 114.

Compatible with Classic Side Panel, framed (LK1SPS Silver, LK1SPW White) – see page 116.


All measurements are in mm

LK12S120S 1200mm Silver Slider Door, Framed

Slider Door
Framed

The lightest of touches is all that's needed for this framed slider door to glide back, enabling you to step in and enjoy a light and spacious showering experience.

from £580.02 incl. VAT



Double Door Slider Semi-framed

Sleek and practical, the smooth running double door design offers easy access to your showering space.

from £794.64 incl. VAT



Double Door slider, Semi-framed with Classic Side Panel



Alternative Chrome Plate
Stainless Steel Loop Handle
£33.02 incl. VAT
SK-130



Specification and Prices

Where there are two codes you must order BOTH product codes for your chosen size.

Standard Sizes (width x height)	Width Adjustment	Door Opening	Price excl. VAT	Price incl. VAT	Previous Code	Order Code Silver
1200 x 1850	1140 - 1200	430	£662.20	£794.64	N/A	LKV2DS120S
1400 x 1850	1340 - 1400	530	£707.14	£848.57	N/A	LKV2DS140S
1500 x 1850	1440 - 1500	580	£730.07	£876.09	N/A	LKV2DS150S
1600 x 1850	1540 - 1600	630	£759.42	£911.31	N/A	LKV2DS160S
1700 x 1850	1640 - 1700	680	£782.35	£938.82	N/A	LKV2DS170S
1800 x 1850	1740 - 1800	730	£807.11	£968.54	LKV2DS180S	1 x CLV2DSF180S & 1 x CLV2DS180DG
2000 x 1850	1940 - 2000	830	£862.14	£1,034.57	LKV2DS200S	1 x CLV2DSF200S & 1 x CLV2DS200DG

30mm Extension Profile £37.42 incl. VAT (LEPS Silver) – see page 147.

Alternative Bright Chrome Plate Finish Stainless Steel Loop Handle £33.02 incl. VAT (SK-130).

Compatible with Classic Side Panel, Semi-framed (LWRPS Silver) – see page 114.

Compatible with Classic Side Panel, Framed (LK1SPS Silver) – see page 116.

All measurements are in mm



Corner Entry Framed

A great self-contained design featuring sliding doors to each side of this showering space. Combines quality and practicality in one elegant solution.

from £746.21 incl. VAT

2 x CL1C090S 900mm Silver Corner Entry, Framed

Specification and Prices

You must order BOTH product codes for your chosen size

Standard Sizes (width x height)	Width Adjustment	Door Op*	Price excl. VAT	Price incl. VAT	Previous Code	Order Code Silver
750 x 1850	710 - 740	390	£621.84	£746.21	LK1C075S	2 x CL1C075S
800 x 1850	750 - 780	420	£649.36	£779.23	LK1C080S	2 x CL1C080S
900 x 1850	850 - 880	490	£682.38	£818.85	LK1C090S	2 x CL1C090S

*Door Op = Door Opening

30mm Extension Profile £37.42 incl. VAT (LEPS Silver, LEPW White) – see page 147.

Compatible with Classic Side Panel, Semi-framed (LWRPS Silver) – see page 114.

Compatible with Classic Side Panel, Framed (LK1SPS Silver, LK1SPW White) – see page 116.

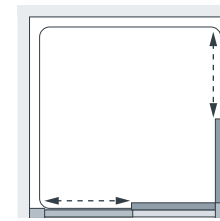
All measurements are in mm



Corner Entry Semi-framed

With our easy glide system, simply slide back the doors of this corner entry, step in, engage the magnetic door sealing and enjoy an invigorating shower.

from £834.26 incl. VAT



Alternative Chrome Plate
Stainless Steel Loop Handle
£33.02 incl. VAT
SK-130

Specification and Prices

You must order BOTH product codes for your chosen size

Standard Sizes (width x height)	Width Adjustment	Door Op*	Price excl. VAT	Price incl. VAT	Previous Code	Order Code Silver
750 x 1850	710 - 740	360	£695.22	£834.26	LKVC075S	2 x CLVC075S
800 x 1850	750 - 780	385	£720.90	£865.08	LKVC080S	2 x CLVC080S
900 x 1850	850 - 880	460	£761.26	£913.51	LKVC090S	2 x CLVC090S
1000 x 1850	950 - 980	530	£808.95	£970.74	LKVC100S	2 x CLVC100S

*Door Op = Door Opening

30mm Extension Profile £37.42 incl. VAT (LEPS Silver, LEPW White) – see page 147.

Special height doors can be manufactured to order with an additional surcharge.

Alternative Bright Chrome Plate Finish Stainless Steel Loop Handle £33.02 incl. VAT (SK-130).

Compatible with Classic Side Panel, Semi-framed (LWRPS Silver) – see page 114.

Compatible with Classic Side Panel, Framed (LK1SPS Silver, LK1SPW White) – see page 116.

All measurements are in mm

2 x CLVC090S 900mm Silver Corner Entry, Semi-framed

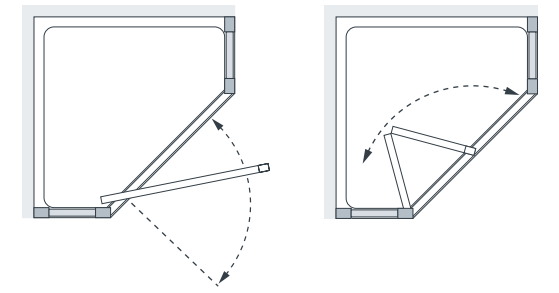


LPE34-40S Silver Pentagon with Pivot Door, Semi-framed

Pentagon Semi-framed

Perfect for where space might prevent using a conventional corner unit, this practical semi-framed pentagon can be fitted with your choice of bi-fold or pivot door.

from £947.63 incl. VAT



Specification and Prices

	Standard Sizes (width x height)	Width Adjustment	Door Opening	Price excl. VAT	Price incl. VAT	Order Code Silver
Pentagon Side Panels	350 x 1850	340 - 400	N/A	£370.54	£444.65	LPE34-40S
Semi-Framed Bi-fold Door	700 x 1850	660 - 720	425	£505.36	£606.44	LKVB070S
Semi-Framed Pivot Door	700 x 1850	660 - 720	420	£419.15	£502.98	LKVP070S

	Standard Size	Tray Type	Price excl. VAT	Price incl. VAT	Order Code
Pentagon Tray complete with 90mm waste	900 x 900	Low-Profile ABS Resin	£268.31	£321.97	TP99-ENG

All measurements are in mm

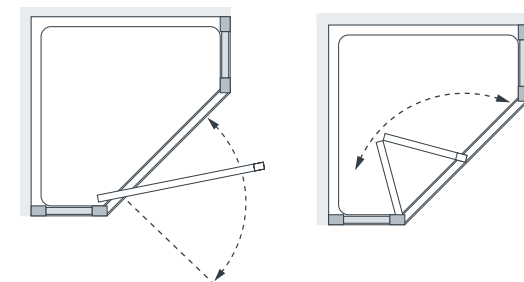




Pentagon
Framed

Bold lines and a striking shape make this framed pentagon a distinctive choice with the freedom to add a pivot door or, as shown, a bi-fold design.

from £893.70 incl. VAT



Specification and Prices

	Standard Sizes (width x height)	Width Adjustment	Door Opening	Price excl. VAT	Price incl. VAT	Order Code Silver
Pentagon Side Panels	350 x 1850	340 - 400	N/A	£370.54	£444.65	LPE34-40S
Framed Bi-fold Door	700 x 1850	660 - 720	480	£450.33	£540.40	LK1B070S
Framed Pivot Door	700 x 1850	660 - 720	450	£374.21	£449.05	LK1P070S

	Standard Size	Tray Type	Price excl. VAT	Price incl. VAT	Order Code
Pentagon Tray complete with 90mm waste	900 x 900	Low-Profile ABS Resin	£268.31	£321.97	N/A

All measurements are in mm




Classic Side Panel
Semi-framed

Sometimes the subtlest of changes can make a real difference to your showering experience, such as adding a side panel to convey light and space.

from £351.09 incl. VAT

LWRP080S 800mm Silver Classic Side Panel, Semi-framed shown with 1200mm Slider Door, Semi-framed



Specification and Prices

Standard Sizes (width x height)	Width Adjustment	Price excl. VAT	Price incl. VAT	Order Code Silver
700 x 1855	660 - 720	£292.58	£351.09	LWRP070S
750 x 1855	720 - 780	£310.01	£372.01	LWRP075S
800 x 1855	760 - 820	£328.35	£394.02	LWRP080S
900 x 1855	840 - 900	£359.53	£431.44	LWRP090S
1000 x 1855	940 - 1000	£404.47	£485.37	LWRP100S

Special height doors can be manufactured to order with an additional surcharge.

All measurements are in mm

These Side Panels are available exclusively for use with specific Classic Collection products. The panel is compatible with these models:

Code	Page	Code	Page	Code	Page
LK1B	93	CLV3R	77	CLV3S	101
LK1P	89	LKVB	91	CLV2DS	105
LK12S	103	LKVP	87	CLVC	109
CL1C	107	LKVPI	85	LILPP	119
CLV2R	79	CLV2S	99	N/A	N/A



LK1SP080S 800mm Silver Classic Side Panel, Framed shown with 1200mm Slider Door, Semi-framed

Classic Side Panel Framed

Choose the shower door that suits the size and style of your bathroom and add a matching side panel to create your perfectly proportioned showering space.

from £313.67 incl. VAT

Specification and Prices

Standard Sizes (width x height)	Width Adjustment	Price excl. VAT	Price incl. VAT	Order Code Silver	Order Code White
700 x 1850	660 - 720	£261.39	£313.67	LK1SP070S	LK1SP070W
750 x 1850	720 - 780	£275.15	£330.18	LK1SP075S	LK1SP075W
800 x 1850	760 - 820	£294.41	£353.30	LK1SP080S	LK1SP080W
900 x 1850	840 - 900	£320.09	£384.11	LK1SP090S	LK1SP090W
1000 x 1850	940 - 1000	£363.20	£435.84	LK1SP100S	N/A
1100 x 1850	1040 - 1100	£397.14	£476.56	LK1SP110S	N/A
1200 x 1850	1140 - 1200	£422.82	£507.38	LK1SP120S	N/A

Special height doors can be manufactured to order with an additional surcharge.

All measurements are in mm

These Side Panels are available exclusively for use with specific Classic Collection products. The panel is compatible with these models:

Code	Page	Code	Page	Code	Page
LK1B	93	CLV3R	77	CLV3S	101
LK1P	89	LKVB	91	CLV2DS	105
LK12S	103	LKVP	87	CLVC	109
CL1C	107	LKVPI	85	LILPP	119
CLV2R	79	CLV2S	99	N/A	N/A





In-line Panel Pack

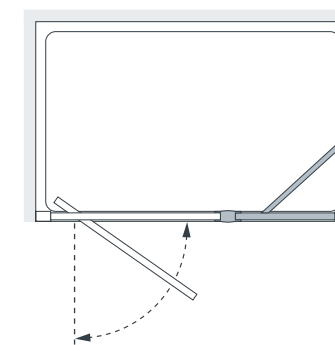
Our In-line Panel Pack contains all you need to create a luxuriously sized showering space. The pack includes a panel, joining profile and bracing arm.

from £444.65 incl. VAT

LILPP350S 350mm Silver In-line Panel Pack shown with 800mm Pivot Door, Semi-framed



This In-line Panel Pack is available exclusively for use with the Classic Collection Semi-framed and Framed Bi-fold, Pivot and Slider Doors.



Specification and Prices

	Standard Size (width x height)	Width Adjustment	Price excl. VAT	Price incl. VAT	Order Code Silver	Order Code White
In-line Panel Pack	350 x 1850	340 - 385	£370.54	£444.65	LILPP350S	N/A
In-line Profile only	N/A	N/A	£41.27	£49.53	LIP-C004	N/A
In-line Bracing Arm only	N/A	N/A	£50.44	£60.53	BA-C350	N/A

Compatible with Classic Side Panel, Semi-framed (LWRPS Silver) – see page 114.

Compatible with Classic Side Panel, Framed (LK1SPS Silver, LK1SPW White) – see page 116.

All measurements are in mm

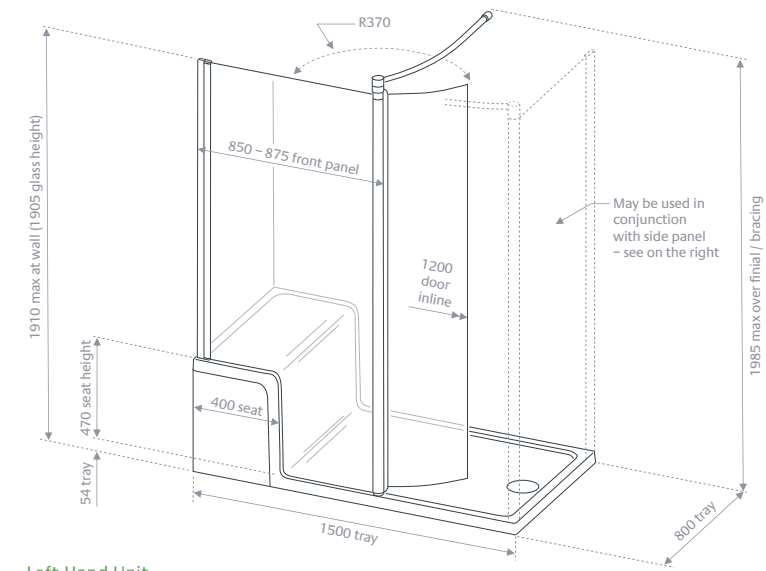


Seated Shower Tray and Walk-In

Walk in, take a seat and enjoy showering in comfort. A wonderfully elegant design solution that is ideal for multi-generational living.

from £2,710.64 incl. VAT

LKST8015 Seated Shower Tray with CLWSST120RS & CLWSDG Right-Hand Walk-In



Left-Hand Unit

Walk-In Side Panel



Specification and Prices

You must order BOTH product codes for your chosen size.

	Shaped Tray Panel Size (width x height)	Price excl. VAT	Price incl. VAT	Previous code	Order Code
LH Walk-In (for Seat Tray)	850 - 1850	£862.14	£1,034.57	LWSST1200L	1 x CLWSST120LS & 1 x CLWSDG
RH Walk-In (for Seat Tray)	850 - 1850	£862.14	£1,034.57	LWSST1200R	1 x CLWSST120RS & 1 x CLWSDG

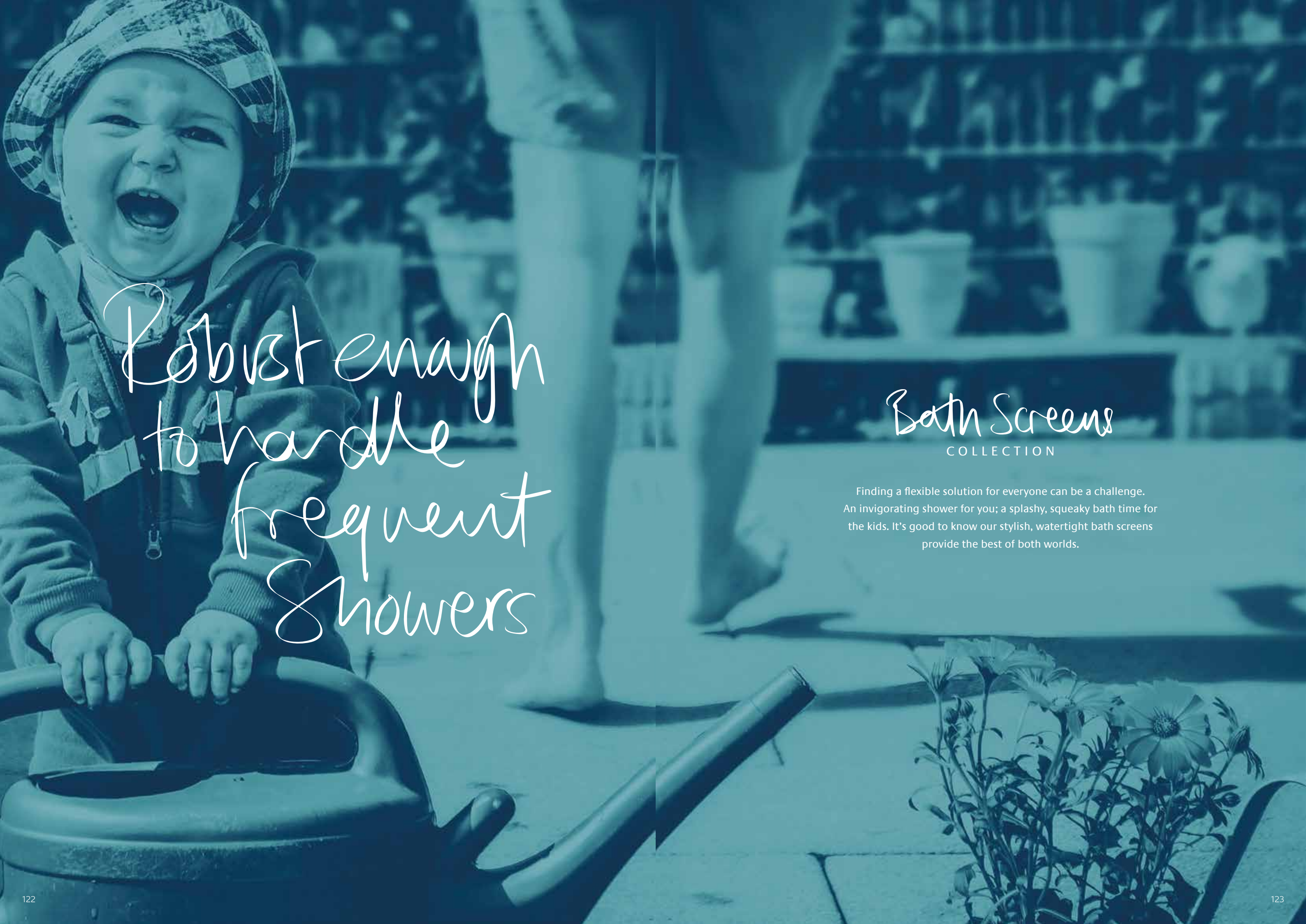
	Overall Size (width x height)	Price excl. VAT	Price incl. VAT	Previous code	Order Code
Shower Seat Tray	1500 x 800	£1,396.73	£1,676.07	N/A	LKST8015

Optional Side Panel

A Walk-In side panel can be ordered separately for a corner installation.

Standard Sizes (width x height)	Width Adjustment	Recommended Tray Size Min	Recommended Tray Size Max	Price excl. VAT	Price incl. VAT	Order Code
800 x 1850 + 85	775 - 800	775	800	£345.77	£414.93	LWSP080S

All measurements are in mm



Robust enough
to handle
frequent
Showers

Bath Screens COLLECTION

Finding a flexible solution for everyone can be a challenge. An invigorating shower for you; a splashy, squeaky bath time for the kids. It's good to know our stylish, watertight bath screens provide the best of both worlds.

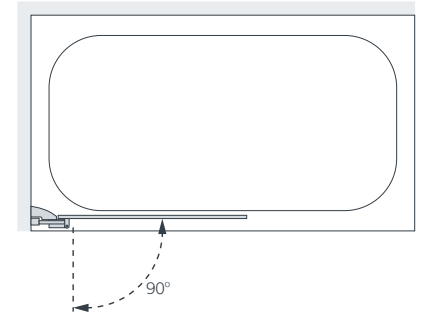


SS130-080S Island Hinged Bath Screen

Island Hinged Bath Screen

All the design purity of our Island Collection brought to life in this contemporary hinged bath screen, with frameless design.

from £895.31 incl. VAT



Specification and Prices

Overall Size (width x height)	Fixed Panel (width adjustment)	Hinged Panel (width)	Price excl. VAT	Price incl. VAT	Order Code
900 x 1500	154 - 169	746	£746.09	£895.31	SS130-090S
1000 x 1500	154 - 169	846	£766.28	£919.53	SS130-100S

All measurements are in mm

PureVue^{HD} Clearly Superior Glass

Bath Screens
8mm Glass



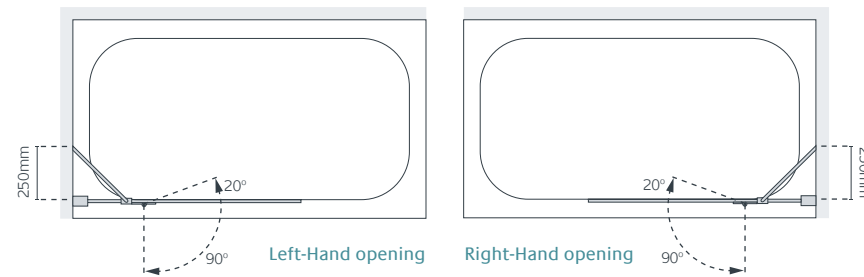
Coastline Hinged Bath Screen

Elegance and functionality combine to transform any bath into a luxurious showering space.

from £602.38 incl. VAT



Bath Screens
8mm Glass



Specification and Prices

Overall Size (width x height)	Fixed Panel (width adjustment)	Hinged Panel	Price excl. VAT	Price incl. VAT	Order Code Left-Hand	Order Code Right-Hand
900 - 915 x 1500	292 - 307	608	£501.98	£602.38	SS100LS	SS100RS
1000 - 1015 x 1500	492 - 507	508	£521.25	£625.50	SS105LS	SS105RS

All measurements are in mm



Classic Curved Bath Screen

An elegantly simple solution with an attractive curve to the top of the screen and effective sealing along the bath top. This bath screen is also available as a double panel, with and without towel rail.

from £314.33 incl. VAT

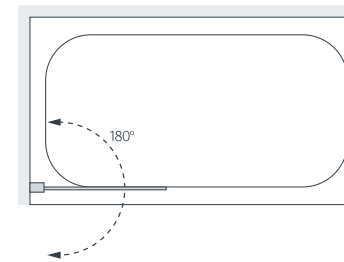


SS11S Silver Single Panel Curved Bath Screen with Towel Rail

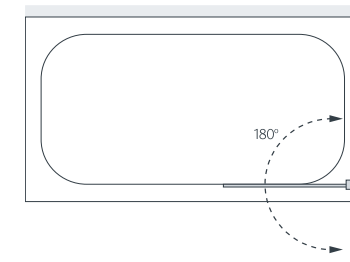


SS20S Silver Double Panel Curved Bath Screen

Left-Handed



Right-Handed



Specification and Prices

Standard Sizes (width x height)	Width Adjustment	Price excl. VAT	Price incl. VAT	Order Code Silver	Order Code White
800 x 1400	800 - 825	£261.95	£314.33	SS10S	SS10W
800 x 1400	800 - 825	£292.24	£350.69	SS11S (with towel rail)	N/A
975 (315 + 660) x 1400	975 - 1000	£437.47	£524.96	SS20S	N/A
8mm glass variant					
800 x 1400	800 - 825	£298.47	£358.17	BS810S	

SS10 also available in our Wave Collection – see page 55.

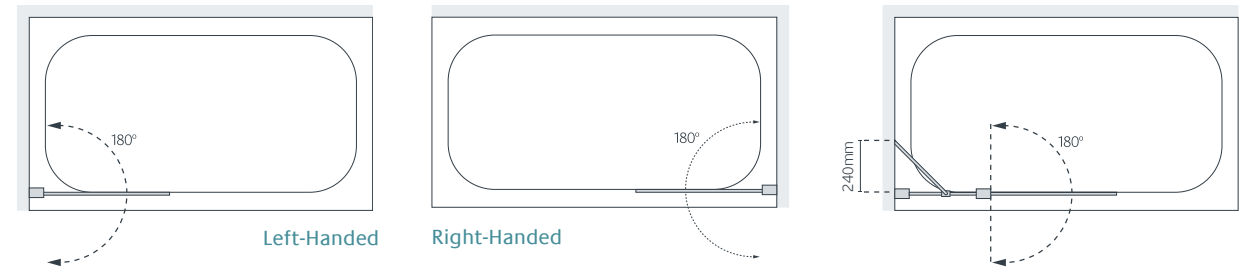
All measurements are in mm



Classic Square Bath Screen

Crisp, clean lines define this square edged bath screen.
A distinctively deep screen can be created using the double panel screen.

from £333.58 incl. VAT



Specification and Prices

Standard Sizes (width x height)	Width Adjustment	Price excl. VAT	Price incl. VAT	Order Code Silver
800 x 1500	800 - 825	£277.98	£333.58	SS50S
800 x 1500	800 - 825	£335.90	£403.07	SS55S (with towel rail)
944 (318 + 626) x 1500	945 - 970	£452.61	£543.14	SS60S
944 (318 + 626) x 1500	945 - 970	£477.56	£573.07	SS66S (with towel rail)
8mm glass variant				
800 x 1500	800 - 825	£315.40	£378.48	BS850S

SS50 and SS60 also available in our Wave Collection – see page 57.

All measurements are in mm





Classic Sculpted Bath Screen

Our contemporary sculpted screen provides the perfect shower over your bath. Available as single or double screen, with or without a convenient towel rail.

from £348.55 incl. VAT

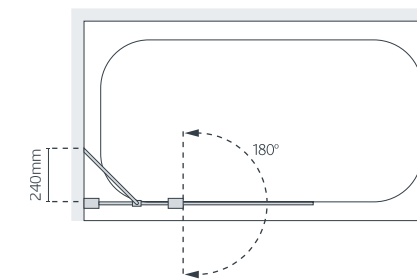
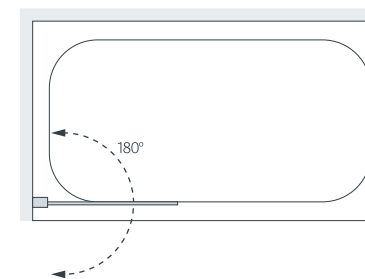
SS30S Silver Single Panel Sculpted Bath Screen



SS40S Silver Double Panel Sculpted Bath Screen



SS33S Silver Single Panel Sculpted Bath Screen with Towel Rail



Specification and Prices

Standard Sizes (width x height)	Width Adjustment	Price excl. VAT	Price incl. VAT	Order Code Silver
860 x 1400	860 - 885	£290.46	£348.55	SS30S
860 x 1400	860 - 885	£316.29	£379.55	SS33S (with towel rail)
1175 (375 + 800) x 1400	1175 - 1200	£437.47	£524.96	SS40S
1175 (375 + 800) x 1400	1175 - 1200	£463.30	£555.97	SS44S (with towel rail)

All measurements are in mm



Classic Curved Hinged Bath Screen

Ease of access, elegant curves and effective sealing combine for a practical and stylish bath and shower solution.

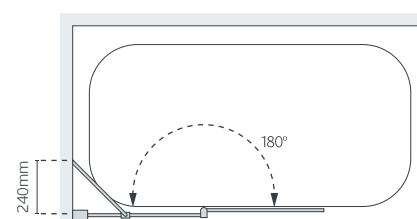
from £533.51 incl. VAT

Specification and Prices

Overall Size (width x height)	Fixed Panel (width adjustment)	Door (width)	Price excl. VAT	Price incl. VAT	Order Code Silver
930 - 955 x 1400	540 - 565	390	£444.59	£533.51	SS120S

SS120 also available in our Wave Collection – see page 55.

All measurements are in mm



Classic Shower Curtain Panel


Our shower curtain panel is a fixed short screen that's styled and engineered to perfectly complement the use of a shower curtain by providing an additional barrier from water spray.

from £242.70 incl. VAT

Specification and Prices

Overall Size (width x height)	Width Adjustment	Price excl. VAT	Price incl. VAT	Order Code Silver
300 x 1400	298 - 323	£202.25	£242.70	SS90S
300 x 1500	298 - 323	£215.61	£258.74	SS95S

All measurements are in mm





Classic framed Bath Screens

This versatile, practical bath screen is available as a single screen and a double or triple folding option. The four panel concertina design shown above folds all the way back to the wall making it an ideal solution for family life and those precious bath time moments.

from £461.88 incl. VAT

SS85S Silver Four Panel Framed Bath Screen folded back

SS70S Silver Single Panel Framed Bath Screen



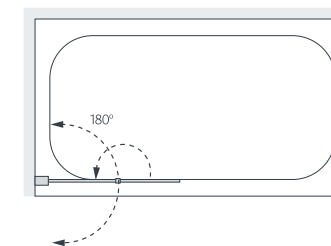
SS85S Silver Four Panel Framed Bath Screen



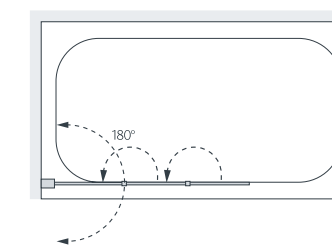
SS80S Silver Triple Panel Framed Bath Screen



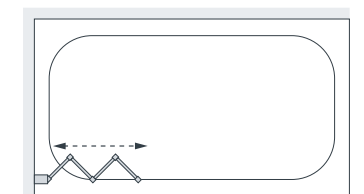
Single/Double Panel



Triple Panel



Four Panel



Specification and Prices

Standard Sizes (width x height)	Width Adjustment	Price excl. VAT	Price incl. VAT	Order Code Silver	Order Code White
760 x 1400	760 - 785	£384.90	£461.88	SS70S	N/A
1390 (525 + 438 + 427) x 1400	1390 - 1415	£445.49	£534.58	SS80S	N/A
730 (250 + 166 + 166 + 148) x 1400	730 - 755	£460.63	£552.76	-	SS85W

All measurements are in mm

Every part
has a role to play

Shower Trays
and Accessories
COLLECTION

It's the level of detail we go to that makes our showering paces special for everyone. From luxurious, tactile trays to beautifully crafted, sleek handles and seats. Every component is built to last.

Traditional & Contemporary Tray Ranges

Our tray ranges include traditional stone resin and contemporary lightweight designs with a high quality surface finish. All trays carry the manufacturer guarantee and are available in a choice of styles to suit your space.

Our traditional stone resin trays are available in a 45mm low profile or in an 80mm standard height. Lakes' contemporary lightweight trays (max 30kg for the largest trays) have a 45mm low profile.

For size specifications and prices go to pages 142 - 145.



Square



Quadrant/Offset Quadrant



Rectangular



Pentagon

Standard Tray Shapes

Trays can be supplied to fit all models. Quadrants are designed to fit a 550mm tray radius.

All Walk-Ins may be fitted to a wide range of tray sizes – please contact Lakes for advice. Certain trays may vary slightly from those shown.

Drying area tray

We also offer a special rectangular tray with an integrated drying area, which is available in a number of sizes. For size specifications go to page 145.



Acrylic Capped Resin (ABS) Tray with square raised drying area

Easy-Plumb Kits

All our Easy-Plumb Kits are supplied complete with legs and panels.



Versatile Seal Strip £65.78 incl. VAT
(Product code: T-SEALING-STRIP)



Flexi-waste Kit £48.47 incl. VAT
(Product code: T-FLEXI-PIPE)



Acrylic Capped Resin (ABS) Tray and Easy-Plumb Kit with Velcro side panels




80mm Stone Resin Tray and Easy-Plumb Kit



90mm Waste. Suitable for all low profile trays

IMPORTANT: Waste positions vary depending on tray shape and type i.e. Stone Resin or Lightweight. For a full technical data sheet, visit www.lakeshoweringspaces.com/trade/product-information.



Traditional Stone Resin Trays

Please note: There is an additional £10 delivery charge when ordering a single tray without an enclosure.

Low Profile

Tray Type	Product Code	Size (mm)	Additional Information	Material	excl. VAT	incl. VAT
QUADRANT (550mm Radius) Low Profile complete with 90mm waste	AATQ88	800 x 800	Corner Waste	ABS stone	£279.14	£334.96
	AATQ99	900 x 900		ABS stone	£301.59	£361.91
OFFSET QUADRANT (550mm Radius) Low Profile complete with 90mm waste	AATQ9076L	900 x 760	Left Hand Corner Waste	ABS stone	£438.92	£365.76
	AATQ9076R	900 x 760	Right Hand Corner Waste	ABS stone	£438.92	£365.76
	AATQ8010L	1000 x 800	Left Hand Corner Waste	ABS stone	£460.09	£383.41
	AATQ8010R	1000 X 800	Right Hand Corner Waste	ABS stone	£460.09	£383.41
	AATQ8012L	1200 X 800	Left Hand Corner Waste	ABS stone	£502.44	£418.70
	AATQ8012R	1200 X 800	Right Hand Corner Waste	ABS stone	£502.44	£418.70
	AATQ9012L	1200 X 900	Left Hand Corner Waste	ABS stone	£512.07	£426.72
	AATQ9012R	1200 X 900	Right Hand Corner Waste	ABS stone	£512.07	£426.72
RECTANGULAR Low Profile complete with 90mm waste	AATR8070	800 x 700	Corner Waste	ABS stone	£200.53	£240.63
	AATR9070	900 x 700		ABS stone	£243.84	£292.61
	AATR9076	900 x 760		ABS stone	£271.11	£325.34
	AATR9080	900 x 800		ABS stone	£290.36	£348.44
	AATR7010	1000 x 700		ABS stone	£299.99	£359.99
	AATR7610	1000 x 760		ABS stone	£312.82	£375.39
	AATR8010	1000 x 800		ABS stone	£316.03	£379.24
	AATR9010	1000 x 900		ABS stone	£340.10	£408.11
	AATR7612	1200 x 760		ABS stone	£344.91	£413.89
	AATR8012	1200 x 800		ABS stone	£357.74	£429.29
	AATR9012	1200 x 900		ABS stone	£375.39	£450.47
	AATR9014	1400 x 900		ABS stone	£582.33	£698.80
	AATR7015	1500 x 700		ABS stone	£678.59	£814.30
	AATR9015	1500 x 900		ABS stone	£699.44	£839.33
	AATR7016	1600 x 700		ABS stone	£705.86	£847.03
	AATR7616	1600 x 760		ABS stone	£705.86	£847.03
	AATR8016	1600 x 800		ABS stone	£745.96	£895.16
AATR9016	1600 x 900	ABS stone	£774.84	£929.81		
AATR7017	1700 x 700	ABS stone	£843.82	£1,012.59		
AATR9017	1700 x 900	ABS stone	£930.45	£1,116.54		
SQUARE Low Profile complete with 90mm waste	AATS7676	760 x 760	Corner Waste	ABS stone	£190.90	£229.08
	AATS88	800 x 800		ABS stone	£221.38	£265.66
	AATS99	900 x 900		ABS stone	£275.93	£331.11
	AATS11	1000 x 1000		ABS stone	£373.78	£448.54

Easy-Plumb Kits (suitable for use with all Traditional Stone Resin Trays)

The following Easy-Plumb Kit systems are specifically designed to convert any of the trays on these two pages to a raised installation.

Tray Type	Product Code	Additional Information	excl. VAT	incl. VAT
QUADRANT AND OFFSET QUADRANT	AZT-EP-KIT-Q10	Lakes Easy-Plumb Kit suits all Quadrants and Offset Quadrants up to 1000mm in size	£154.01	£184.81
	AZT-EP-KIT-Q12	Lakes Easy-Plumb Kit suits all Quadrants and Offset Quadrants up to 1200mm in size	£154.01	£184.81
SQUARE AND RECTANGULAR	AZT-EP-KIT-SR12	Lakes Easy-Plumb Kit suits all Square and Rectangular trays up to 1200mm x 900mm in size	£154.01	£184.81
	AZT-EP-KIT-SR17	Lakes Easy-Plumb Kit suits all Square and Rectangular trays up to 1700mm x 1000mm in size	£154.01	£184.81

Standard Height

Tray Type	Product Code	Size (mm)	Additional Information	Material	excl. VAT	incl. VAT
QUADRANT (550mm Radius) Standard Height complete with 50mm waste	ZZTQ88	800 x 800	Corner Waste	ABS stone	£335.28	£402.34
	ZZTQ99	900 x 900		ABS stone	£351.33	£421.59
OFFSET QUADRANT (550mm Radius) Standard Height complete with 50mm waste	ZZTQ9076L	900 x 760	Left Hand Corner Waste	ABS stone	£510.14	£612.17
	ZZTQ9076R	900 x 760	Right Hand Corner Waste	ABS stone	£510.14	£612.17
	ZZTQ9080L	900 x 800	Left Hand Corner Waste	ABS stone	£471.64	£565.97
	ZZTQ9080R	900 x 800	Right Hand Corner Waste	ABS stone	£471.64	£565.97
	ZZTQ8010L	1000 x 800	Left Hand Corner Waste	ABS stone	£513.35	£616.02
	ZZTQ8010R	1000 x 800	Right Hand Corner Waste	ABS stone	£513.35	£616.02
	ZZTQ8012L	1200 x 800	Left Hand Corner Waste	ABS stone	£532.60	£639.12
	ZZTQ8012R	1200 x 800	Right Hand Corner Waste	ABS stone	£532.60	£639.12
	ZZTQ9012L	1200 x 900	Left Hand Corner Waste	ABS stone	£657.73	£789.28
	ZZTQ9012R	1200 x 900	Right Hand Corner Waste	ABS stone	£657.73	£789.28
RECTANGULAR Standard Height complete with 50mm waste	ZZTR7080	800 x 700	Corner Waste	ABS stone	£378.60	£454.32
	ZZTR7090	900 x 700		ABS stone	£388.22	£465.87
	ZZTR9076	900 x 760		ABS stone	£388.22	£465.87
	ZZTR9080	900 x 800		ABS stone	£357.74	£429.29
	ZZTR7010	1000 x 700		ABS stone	£385.01	£462.02
	ZZTR7610	1000 x 760		ABS stone	£385.01	£462.02
	ZZTR8010	1000 x 800		ABS stone	£378.60	£454.32
	ZZTR9010	1000 x 900		ABS stone	£502.12	£602.55
	ZZTR7011	1100 x 700		ABS stone	£417.10	£500.52
	ZZTR7611	1100 x 760		ABS stone	£417.10	£500.52
	ZZTR8011	1100 x 800		ABS stone	£426.72	£512.07
	ZZTR7012	1200 x 700		ABS stone	£455.60	£546.72
	ZZTR7612	1200 x 760		ABS stone	£391.43	£469.72
	ZZTR8012	1200 x 800		ABS stone	£397.85	£477.42
	ZZTR9012	1200 x 900		ABS stone	£418.70	£502.44
	ZZTR1012	1200 x 1000		ABS stone	£547.04	£656.45
	ZZTR8014	1400 x 800		ABS stone	£651.32	£781.58
ZZTR9014	1400 x 900	ABS stone	£685.00	£822.00		
ZZTR7615	1500 x 760	ABS stone	£665.75	£798.90		
ZZTR8016	1600 x 800	ABS stone	£694.63	£833.56		
ZZTR7017	1700 x 700	ABS stone	£880.72	£1,056.86		
SQUARE Standard Height complete with 50mm waste	ZZTS77	700 x 700	Corner Waste	ABS stone	£240.63	£200.53
	ZZTS7676	760 x 760		ABS stone	£244.48	£203.74
	ZZTS88	800 x 800		ABS stone	£284.91	£237.43
	ZZTS99	900 x 900		ABS stone	£396.56	£330.47
	ZZTS11	1000 x 1000		ABS stone	£529.39	£441.16

Tray Waste

Tray Type	Product Code	Size (mm)	Additional Information	excl. VAT	incl. VAT
ALL LOW PROFILE TRAYS	T-WASTE	90mm waste	Suitable for all low profile trays	£46.52	£55.83
ALL STANDARD HEIGHT TRAYS	ZZT-WASTE	50mm waste	Suitable for all standard height trays	£33.69	£40.53

Tray Heights

Low Profile: 45mm approx.
Standard Height: 80mm approx.

Trays with Upstands

Shower trays with upstands are available on request. Contact Lakes for advice.

Wastes

All trays are supplied complete with chrome waste to suit. Waste position is dependent on the type of tray selected. Complies with EN274-1. Contact Lakes for advice.

Contemporary Lightweight Trays (one-man lift)

Please note: There is an additional £10 delivery charge when ordering a single tray without an enclosure.

Tray Type	Product Code	Size (mm)	Additional Information	Material	excl. VAT	incl. VAT
QUADRANT (550mm Radius) Low Profile complete with 90mm waste	TQ88-ELA	800 x 800	Waste on centre of radius	ABS	£239.21	£287.05
	TQ99-ELB	900 x 900		ABS	£255.55	£306.66
	TQ11-ELC	1000 x 1000		ABS	£328.36	£394.03
OFFSET QUADRANT (550mm Radius) Low Profile complete with 90mm waste	TQ9076L-ELD	900 x 760	Waste on centre of radius	ABS	£258.52	£310.23
	TQ9076R-ELE	900 x 760		ABS	£258.52	£310.23
	TQ9080L-ELF	900 x 800		ABS	£258.52	£310.23
	TQ9080R-ELG	900 X 800		ABS	£258.52	£310.23
	TQ8010L-ELH	1000 X 800		ABS	£261.50	£313.80
	TQ8010R-ELI	1000 X 800		ABS	£261.50	£313.80
	TQ8012L-ELJ	1200 X 800		ABS	£309.04	£370.85
	TQ8012R-ELK	1200 X 800		ABS	£309.04	£370.85
	TQ9012L-ELL	1200 X 900		ABS	£332.81	£399.38
	TQ9012R-ELM	1200 X 900		ABS	£332.81	£399.38
RECTANGULAR Low Profile complete with 90mm waste	TR9076-ELN	900 x 760	Waste on centre of long side	ABS	£268.93	£322.71
	TR9080-ELO	900 x 800		ABS	£276.35	£331.62
	TR7010-ELP	1000 x 700		ABS	£276.35	£331.62
	TR7610-ELQ	1000 x 760		ABS	£276.35	£331.62
	TR8010-ELR	1000 x 800		ABS	£288.24	£345.89
	TR9010-ELS	1000 x 900		ABS	£288.24	£345.89
	TR7011-ELT	1100 x 700		ABS	£292.70	£351.24
	TR7611-ELU	1100 x 760		ABS	£292.70	£351.24
	TR8011-ELV	1100 x 800		ABS	£320.93	£385.11
	TR9011-ELW	1100 x 900		ABS	£292.70	£351.24
	TR7012-ELX	1200 x 700		ABS	£292.70	£351.24
	TR7612-ELY	1200 x 760		ABS	£309.04	£370.85
	TR8012-ELZ	1200 x 800		ABS	£309.04	£370.85
	TR9012-EMA	1200 x 900		ABS	£335.79	£402.94
	TR1012-EMB	1200 x 1000		ABS	£355.10	£426.12
	TR8014-EMC	1400 x 800		ABS	£396.70	£476.04
	TR9014-EMD	1400 x 900		ABS	£418.99	£502.79
	TR7015-EME	1500 x 700		ABS	£470.99	£565.19
	TR7615-EMF	1500 x 760		ABS	£470.99	£565.19
	TR8015-EMG	1500 x 800		ABS	£485.85	£583.02
	TR9015-EMH	1500 x 900		ABS	£485.85	£583.02
	TR7016-EMI	1600 x 700		ABS	£485.85	£583.02
	TR8016-EMJ	1600 x 800		ABS	£567.57	£681.08
	TR9016-EMK	1600 x 900		ABS	£585.40	£702.47
	*TR7017-EML	1700 x 700		ABS	£589.85	£707.82
	TR7617-EMM	1700 x 760		ABS	£589.85	£707.82
	TR8017-EMN	1700 x 800		ABS	£603.22	£723.87
	TR9017-EMO	1700 x 900		ABS	£621.05	£745.26
TR1017-EMP	1700 x 1000	ABS	£647.80	£777.36		
TR8018-EMQ	1800 x 800	ABS	£647.80	£777.36		

* Denotes exception Waste on centre of short side

Rectangular trays continued over page.

Tray Type	Product Code	Size (mm)	Additional Information	Material	excl. VAT	incl. VAT
RECTANGULAR	TR9018-EMR	1800 x 900	Waste on centre of long side	ABS	£667.11	£800.54
Low Profile complete with 90mm waste	TR1018-EMS	1800 x 1000		ABS	£687.91	£825.50
	TR8020-EMT	2000 x 800		ABS	£687.91	£825.50
	TR9020-EMU	2000 x 900		ABS	£796.38	£955.65
	TR1020-EMV	2000 x 1000		ABS	£772.60	£927.12
RECTANGULAR With Raised Drying Area Low Profile complete with 90mm waste	TW9014-EMW	1400 ¹ x 900	Waste on centre of short side (at showering end)	ABS	£466.53	£559.84
	TW8016-EMX	1600 ² x 800		ABS	£506.65	£607.98
	TW8017-EMY	1700 ³ x 800	ABS	£537.85	£645.42	

¹Shower Width 800mm x Drying Length 600mm

²Shower Width 920mm x Drying Length 680mm

³Shower Width 1020mm x Drying Length 680mm

Tray Type	Product Code	Size (mm)	Additional Information	Material	excl. VAT	incl. VAT
SQUARE Low Profile complete with 90mm waste	TS77-ENB	700 x 700	Waste on centre of tray side	ABS	£187.21	£224.65
	TS7676-ENC	760 x 760		ABS	£187.21	£224.65
	TS88-END	800 x 800		ABS	£209.49	£251.39
	TS99-ENE	900 x 900		ABS	£258.52	£310.23
	TS11-ENF	1000 x 1000		ABS	£334.30	£401.16
PENTAGON Low Profile complete with 90mm waste	TP99-ENG	900 x 900	Waste on centre of diagonal side	ABS	£276.35	£331.62

Easy-Plumb Kits (suitable for use with all Contemporary Lightweight Trays)

The following Easy-Plumb Kit systems are specifically designed to convert any of the trays on these two pages to a raised installation.

Note: tray guarantee requires the use of a base board kit, or suitable alternative fully supported base.

Tray Type	Product Code	Additional Information	excl. VAT	incl. VAT
SQUARE, RECTANGULAR AND PENTAGON	T-EP-KIT-ENH	All Square, Pentagon, and Rectangular up to 1200mm	£118.86	£142.63
RECTANGULAR up to 2000mm	T-EP-KIT-ENI	Rectangular >1200mm up to 2000mm	£153.03	£183.64
QUADRANT AND OFFSET QUADRANT	T-EP-KIT-ENJ	All Quadrants and Offset Quadrants	£142.63	£171.16
BASE BOARD	T-EP-KIT-ENK	Base Board Kits recommended for trays over 1200mm*	£190.18	£228.22

*Tray guarantee requires use of this kit or suitable alternative fully supported base.

Tray Waste

Tray Type	Product Code	Size (mm)	Additional Information	excl. VAT	incl. VAT
ALL LOW PROFILE TRAYS	T-WASTE	90mm waste	All Low Profile Trays 90mm waste	£46.52	£55.83

Tray Heights

Tray Profile: 45mm approx.

Tray Size Tolerance

Contemporary lightweight trays are manufactured with a standard tolerance (+3 to +9mm) to ensure they always slightly exceed nominal sizes, e.g. 700mm will measure 703 to 709mm at the top surface, 707 to 713mm at base.

Wastes

All trays are supplied complete with chrome waste to suit. Waste position is dependent on the type of tray selected. Complies with EN274-1. Contact Lakes for advice.

In the detail

Quality is all about detail and whichever solution you choose, you'll find real attention has been paid to every aspect of design, function and finish.

Please note: All measurements are approximate and subject to change without prior notification. All product images are for illustration only and subject to change without prior notification.

Frames

Our elegant aluminium frames are available in three distinctive finishes. Choose from anodized polished silver, matt anodized black or a clean white powder coated finish, where available.

All our Collections, including doors and screen heights are measured from the top of the tray or bath.




Choose from anodized polished silver, matt anodized black or white powder coated finish, where available.



Concealed fixings: Included on Island, Walk-In and Coastline Collections – all products except Alassio. Also included on SS100, SS105 and SS130 bath screens.

Safety Glass

All our products are made from toughened glass, approved to BSI EN12150-1 in a range of thicknesses (see product pages).



Toughened Safety Glass.

Handles

Our Lakes' branded handles are exclusive to the Island Collection (see pages 18-33) and Wave Collection (see pages 34-57). Smart and practical loop type handles in matching chrome plate, matt anodized black or white powder coat are fitted to all Classic semi-framed products.



Die-cast Loop Handles (Coastline Collection).



Stainless Steel with Bright Chrome Plate, bow handles (Wave Collection).



Alternative Stainless Steel Loop Handles with Bright Chrome Plate (Classic Collection) SK-130



See pages: 96-139



Reversibility

To match your room design the majority of our products, including doors and bath screens

are designed for universal fitting. However, please consult Lakes before ordering to ensure compatibility with site conditions.

Flexibility

Many of our Classic products can be made available in special heights and widths. For more details, please call Lakes.

Bearings

All our sliding door wheels are fitted with robust stainless steel bearings. The top bearings are adjustable to allow for fine tuning of door alignment. The bottom roller bearings feature 'Quick Release' buttons, spring loaded for easy cleaning.



Coastline Collection top wheel (excluding Bay Series).

Adjustability

For the perfect finish, all our Collections have an adjustment for out of true walls built into each wall profile. The full range of tolerance is shown on each specification page.



Adjustable Wall Profiles.

Additional Strength

Bracing arms provide additional support, strength and safety for all double panel bath screens and our elegant Walk-In and Shower Screens.



Double Panel Bath Screen Bracing Arm.

Bath screen seals

Lakes bath screens come with high quality bottom seals. Over time and use this rubber can deteriorate and become less effective. Replacements can be purchased individually and easily fitted to your bath screen.



Universal bottom seal for 6mm bath screen hinged panel SS10-SS66, S004-780 (clear) or S004-780B (black) £26.77 incl. VAT and postage. excludes end caps, SK-36 (clear) or SK-B36 (black).

Detail: SK-36 (clear) £14.86 incl. VAT SK-B36 (black) £14.86 incl. VAT

Optional Ceiling Bracing Kit

W10-040B: Available for Horizon Walk-In showers (pages 48-49).



Ceiling Bracing Kit W10-040B.

Extension Profiles

Our high quality extension profiles can be used to bridge gaps in non-standard sized openings (detailed on relevant product pages).

860-N - Aluminium Extension Profile for Antigua and Aruba, Island Collection.

Can be fitted to FIXED PANEL SIDE only of slider door and to side panel on the Aruba.

Profile image not shown.


LK8LEPS - Aluminium Extension Profile for the Island hinged door collection and Coastline Walk-In Collection (excluding Alassio).

LK8LEPB - black variant for Wave Walk In products.

8HLEPS - Aluminium Extension Profile for the Coastline Doors (8H) Collection.

LEP S (silver) or LEPW (white) - Aluminium Extension Profile for the Classic Range.

WAVLEPS (silver) and WAVLEPB (matt black) - aluminium Extension Profile for Wave & Wave Black shower door Collections.



Lakes Additions

Our products are designed with modern family life in mind, reflecting changing demographic trends such as the rise in multi-generational living. Bathrooms that cater for different needs within the same household are increasingly important, with style, accessibility, robustness and low-maintenance all high priorities.

Lakes Additions is a growing suite of additional options for showering spaces to suit your life and style. Whether it's adding a removable handle or a discreet foldaway seat, this versatile range means everyone in the home can enjoy an invigorating shower without compromising on comfort or design.



Shower seats



SERIES 500 SD

Available in chrome/grey or chrome/white. See page 151 for Series 500 folding handle



SERIES 500 SD

Available in chrome/grey or chrome/white



SERIES 300 SD

Available in chrome/grey, chrome/white or white



SERIES 200 RD

Fixings available in white, gold or chrome



SERIES 200 SD

Fixings available in white, gold or chrome



SERIES 150 RD

Available in chrome/grey or chrome/white



ANIMO RD

Available in white




Grab Bars and Rails

SERIES 500 HOLDING HANDLE



SERIES 500 HOLDING HANDLE 90° WITH SHOWER HOLDER




SERIES 400 FOLDING SUPPORT HANDLE



Also in chrome




SERIES 500 WALL HANDRAIL



SERIES 500 FOLDING HANDLE WITH UNHOOK MECHANISM



SERIES 500 FOLDING HANDLE WITH SOFT SURFACE, WITH UNHOOK MECHANISM



RAILS

A wide range of bar configurations is available to suit most spaces. Please contact Lakes if advice is required.

SERIES 400 HANDRAIL



Also in chrome

SERIES 150 HANDRAIL

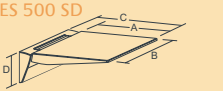
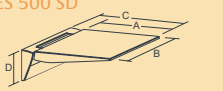

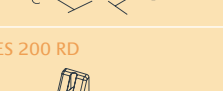





Also in chrome





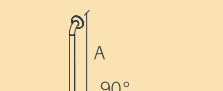
Shower Seats

All dimensions are in mm

Product	Description	Code	Fixings colour	A	B	C	D	excl. VAT	incl. VAT
SERIES 500 SD 	Shower seat	5040SD05PM	Chrome/Grey	400	400	450	115	£609.37	£731.24
		5040SD69PM	Chrome/White	400	400	450	115	£592.67	£711.21
SERIES 500 SD 	Shower seat	5035SD05PM	Chrome/Grey	320	355	370	115	£428.51	£512.21
		5035SD69PM	Chrome/White	320	355	370	115	£411.81	£494.17
SERIES 300 SD 	Shower seat	3020SD31PM	White	330	355	370	105	£228.17	£273.80
		3020SD69PM	Chrome/White	330	355	370	105	£265.73	£318.87
		3020SD05PM	Chrome/Grey	330	355	370	105	£265.73	£318.87
SERIES 200 RD 	Shower seat in Iroko hardwood	002RD31PM	White	489	330	N/A	N/A	£392.33	£470.80
		002RD03PM	Gold	489	330	N/A	N/A	£577.37	£692.84
		002RD05PM	Chrome	489	330	N/A	N/A	£446.59	£535.91
SERIES 200 SD 	Shower seat	0020SD31PM	White	240	350	337	105	£193.38	£232.06
		0020SD29PM	White/Gold	240	350	337	105	£203.12	£243.75
		0020SD69PM	White/Chrome	240	350	337	105	£187.82	£225.38
SERIES 150 RD 	Shower seat	0015RD05	Chrome/grey	325	325	60	N/A	£200.34	£240.41
		0015RD69	Chrome/white	325	325	60	N/A	£193.38	£232.06
ANIMO RD 	Shower seat	0001RD31PE	White	320	320	N/A	N/A	£134.95	£161.94


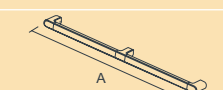
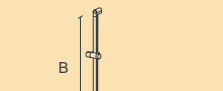
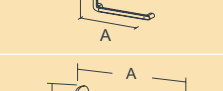
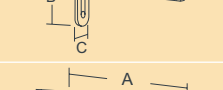

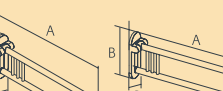

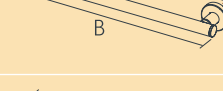

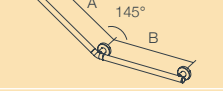
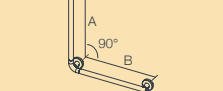
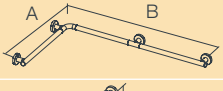
Rails

All dimensions are in mm


Product	Description	Code	Colour	A	B	excl. VAT	incl. VAT
SERIES 150 STEEL SG 	Holding handle	3001SG05	Chrome	250	N/A	£175.30	£210.36
		3002SG05	Chrome	450	N/A	£187.82	£225.38
		3003SG05	Chrome	550	N/A	£193.38	£232.06
		3004SG05	Chrome	650	N/A	£200.34	£240.41
	Wall handle 145° reversible	3010SG05	Chrome	580	480	£311.64	£373.97
		3011SG05	Chrome	680	480	£329.73	£395.67
		3012SG05	Chrome	680	580	£345.03	£414.04
	Wall handle 90° reversible	3015SG05	Chrome	600	450	£311.64	£373.97
		3016SG05	Chrome	700	450	£329.73	£395.67
		3017SG05	Chrome	700	550	£345.03	£414.04

Grab Bars & Rails

All dimensions are in mm

Product	Description	Code	Colour	A	B	C	excl. VAT	incl. VAT
SERIES 500 SG 	Holding handle	5020SG05PM	Chrome	300	N/A	N/A	£165.56	£198.67
		5021SG05PM	Chrome	400	N/A	N/A	£201.73	£242.08
		5022SG05PM	Chrome	500	N/A	N/A	£210.08	£252.08
		5023SG05PM	Chrome	600	N/A	N/A	£221.21	£265.45
	Wall handrail	5030SG05PM	Chrome	1050	N/A	N/A	£367.29	£440.75
		5032SG05PM	Chrome	1250	N/A	N/A	£400.68	£480.82
	Holding handle 90° with shower holder	5102SG05PM	Chrome	700	1200	N/A	£557.89	£669.47
	Folding handle with unhook mechanism	5401SG05PM	Chrome	650	280	100	£578.76	£694.51
		5601SG05PM	Chrome	650	280	100	£653.89	£784.67
	Folding support handle (also available as fixed)	4045SG05PM	Chrome	650	280	100	£598.24	£717.89
		4046SG05PM	Chrome	750	280	100	£621.89	£746.27
	Folding support handle with toilet roll holder	4245SG05PM	Chrome	650	280	100	£671.97	£806.37
		4246SG05PM	Chrome	750	280	100	£698.41	£838.09
	Holding handle	4001SG05PM	Chrome	250	330	N/A	£175.30	£210.36
		4002SG05PM	Chrome	450	530	N/A	£187.82	£225.38
		4003SG05PM	Chrome	550	630	N/A	£193.38	£232.06
		4004SG05PM	Chrome	650	730	N/A	£200.34	£240.41
	Wall handrail	4005SG05PM	Chrome	1050	1130	N/A	£311.64	£373.97
		4006SG05PM	Chrome	1150	1230	N/A	£329.73	£395.67
		4007SG05PM	Chrome	1250	1330	N/A	£345.03	£414.04
		4010SG05PM	Chrome	580	480	N/A	£311.64	£373.97
	Wall handle 145° reversible	4011SG05PM	Chrome	680	480	N/A	£329.73	£395.67
		4012SG05PM	Chrome	680	580	N/A	£345.03	£414.04
		4015SG05PM	Chrome	600	450	N/A	£311.64	£373.97
	Wall handle 90° reversible	4016SG05PM	Chrome	700	450	N/A	£329.73	£395.67
		4017SG05PM	Chrome	700	550	N/A	£345.03	£414.04
		4030SG05PM	Chrome	660	1125	N/A	£435.46	£522.55
	Double shower handrail	4031SG05PM	Chrome	760	1125	N/A	£446.59	£535.91
		4050SG05PM	Chrome	800	880	N/A	£278.25	£333.90
	Holding handle with shower holder	4051SG05PM	Chrome	1000	1080	N/A	£303.29	£363.95
		4060SG05PM	Chrome	800	560	525	£523.11	£627.73
	Wall handrail with shower holder	4061SG05PM	Chrome	1000	560	525	£539.81	£647.77
		4062SG05PM	Chrome	1000	560	775	£563.46	£676.15
		4064SG05PM	Chrome	1200	560	775	£610.76	£732.91

Plan your bathroom





LAKES
SHOWERING SPACES

Lakes

Alexandra Way
Ashchurch
Tewkesbury
Gloucestershire GL20 8NB

Tel: 01684 853870
Fax: 01684 857411
Enquiries: info@lakesshoweringspaces.com

lakesshoweringspaces.com

Issue date: Autumn 2024
Stock code: BRLKS-35
© Lakes Bathrooms Limited 2024

[@LakesForLife](https://twitter.com/LakesForLife) [f Lakes4Life](https://www.facebook.com/Lakes4Life)



3 YEARS RUNNING
2018, 2019, 2020

