



LAKES
SHOWERING SPACES



*Designed
for life*

Designed for Life

Showering is more than simply washing, it's taking much needed time for yourself.

The past couple of years have taught us that we need to take our time when we can get it. For many those precious, blissful few minutes in the shower are rare opportunities in our busy days to unwind, to relax and to refresh. It's a time to think, to recharge and to prepare.

From the clarity of the glass to the quiet glide of the doors and even the reassuring feel of the tray under our feet. At Lakes, we consider every element of the showering space, to make sure it suits the needs of the people using it.

Whatever you need, whatever your style, scale or budget, our intelligent designs means there's a solution for you and your shower routine need be anything but routine.

Bev Brown

Bev Brown
Managing Director



It's all in the detail



What does quality mean to you?

Our senses of sight, sound and touch combine – often without us realising – to define quality, and the smallest of details can make the biggest difference. So we've examined every component of the showering space and how each adds to this feeling of quality.

Softly-closing doors; refined hardware; handles that feel secure and comfortable in the hand; beautiful, crystal clear, specially-treated glass that doesn't scratch. Trays that feel solid and don't wobble underfoot. Elegant designs and solutions for multi-generational living. They may not sound revolutionary, but, together, they add up to something special – a reaction that's more 'ooh' than 'okay'.

We've even engineered things you don't notice immediately, but still make a huge difference when it comes to cleaning and maintenance, such as quick-release doors and unique interlocking caps.

Lakes' quality extends beyond ergonomics and craftsmanship. Our service is simply the best in the business and our precision engineering gives us the confidence to offer a no-quibble Lifetime Guarantee that is transferrable if you move house.

It's the attention to detail that really counts. Because when we get it right, you can simply get on with enjoying your showering space.



Lakes glass

Glass you see straight through.

Showering spaces tend to be mostly glass, but it's the last thing you notice because the eye is drawn to the shiny fixtures and fittings. In fact, the better the glass, the less you notice it. Lakes Glass has been developed to ensure a crystal clear, smear-free shower that doesn't detract from your beautiful bathroom.

Glass to give your bathroom a clear edge.

You may not have noticed it before, but the iron-oxide content of standard glass gives it a green tinge. It's most evident when you look at the edge of the glass – and the thicker the glass, the greener it gets – but it also tints everything seen through it.

That's why we introduced PureVue^{HD} with reduced iron for dramatically clearer glass. From your carefully chosen bathroom tiling and décor to fittings and accessories, you will see a purer true-colour vision of your bathroom.

Glass that stays sparkling and clear.

Your shower is where you unwind and relax. But it's hard to relax when you're distracted by scratched glass and hard-to-clean limescale, smears or soap scum. Lakes Glass with AllClear[®] has a high-tech nano-bonded treatment on both sides of the glass which means water, limescale and soap scum slide off the glass rather than sticking to it. It stays clear and clean.

Glass with added value built in.

Some manufacturers will try to tell you thicker glass is better quality. But thicker is not better, it's just thicker. In some designs, thickness adds strength, but in most cases thicker glass just adds weight and cost without extra benefits.

Quality is defined by how showering spaces perform. How they stay looking great. How they add sparkle and clarity. How they save time, energy and effort of cleaning.

Lakes Glass: a superior quality showering experience.

Lakes glass...
for a Superior
showering experience

Lakes glass



PureVue^{HD}

Experience the true colours of your showering space with PureVue^{HD} crystal clear, low iron glass.

PureVue^{HD} low iron glass reduces the green hue in standard glass to near-zero, so glass is clearer, lighter and brighter.

PureVue^{HD} is included in our Island and Coastline Collections, and selected Walk-Ins at no extra cost.

Normal glass
has a green tinge




“ I have found AllClear® brilliant. I live in an area where the water is particularly hard and AllClear® keeps my shower screen sparkling clean. The water seems to bounce off the glass, leaving no need for constant cleaning. I would definitely recommend this product. ”

Fiona Clissold, Trustpilot



AllClear®
from Lakes



Less time scrubbing, more 'me' time.

The shower is often one of the most in-demand utilities in a busy household, which can make it hard to keep clean and looking good. That's why we introduced AllClear® advanced glass coating, available on both sides of the glass as standard and at no extra cost.

A simple wipe clean with a damp cloth of the specially-treated glass keeps it looking like new, so your relaxing shower isn't spoiled by smears and smudges or having to squeegee when you step out.

Lakes Glass with AllClear® is 10 times more scratch and impact resistant than standard glass, so it can handle whatever life throws at it.

The science behind clear glass.

The microscopic nanoparticles in AllClear®'s innovative bonded coating fills the gaps in the naturally pitted surface of the glass to ensure water, limescale and soap scum simply slides off. So it's less scrubbing for you and it removes the need for harsh chemical cleaners that can harm the environment.

Watch our video here:

www.lakeshoweringspaces.com/allclear-glass-coating

Made by Lakes.

Built for life.

Showers are important and integral elements of our lives. A personal sanctuary where we wash away our cares, relax and refresh. They are crucial to day-to-day life in many households. So when it comes to buying or replacing a showering space, it helps to know your sanctuary is backed by reliable quality assurance.

Lakes' no-quibble Lifetime Guarantee covers all of our showering spaces and spare parts and is also transferable. So even if you move home, the new owner will still be covered. Showering spaces and spare parts are covered for life. For more information on the guarantee for shower trays and electrical components, please contact us directly.

If you have a problem with any part of your Lakes showering space, we will sort it out. Quickly. Our efficient customer service means parts will probably arrive the next day. Another reason why we're recommended by homeowners, stockists and installers across the UK.



Island
COLLECTION

Lakes Definitions
EXCLUSIVE TO ISLAND

High-specification design and outstanding elegance for an instant calming effect. Personalise your beautifully engineered showering space with contrasting Lakes Definitions handles and highlights. Pages 16-31.

Walk-In
COLLECTION

Step into quality with our wide range of Walk-In showering spaces. A perfect balance of style and practicality, it's easy to see why they're so popular. Pages 32-59.



Onyx
COLLECTION

Stylish and modern, Onyx by Lakes features matt black finishes for a high-impact contemporary showering space. Pages 60-81.

Coastline
COLLECTION

Let your shower take centre stage, or add a touch of understated elegance to a smaller space – the possibilities are endless with Coastline. Pages 82-97.

Wave
COLLECTION

Precision engineered, this new Collection achieves the perfect balance between function and design. Pages 98-111.



Classic
COLLECTION

Invigorate your senses with good looks and a quality finish. Available in a configuration to suit your lifestyle. Pages 112-157.

Bath Screens

Banish that unsightly, unhygienic shower curtain with a modern glass screen to add a touch of elegance. Pages 158-173.

Lakes Stone

PREMIUM SHOWER TRAYS

Treat your feet with our tactile stone resin shower trays. The low profile and sleek designs look stunning in any bathroom. Pages 174-185.



Lakes
Additions

Small additions to your showering space can make all the difference, without compromising on quality or looks. Pages 186-191.

Kinder to the environment

We're all responsible for saving the planet – so Lakes has taken steps to be certified Carbon Neutral.

The threat posed by climate change is a daily reminder that we need to change how we operate as businesses and consumers.

Naturally, we recycle all our product waste, as well as our site and office waste, and our product packaging is 100% recyclable too. To complete the recycling loop, we are also working with customers to take back our used packaging from installers through participating stockists.

This step alone will remove 2,000 kilometres of plastic banding and two million pieces of polystyrene a year from landfill. Smart design also makes our product packaging safer and easier to handle.

We continue to work with Carbon Footprint Ltd to offset the carbon emissions produced in the day-to-day running of our business by investing in environmental projects. For this work, Lakes is proud to have been awarded the Carbon Footprint Standard and recognised as a Carbon Neutral Plus organisation.

We've also started on the journey of switching to electric vehicles. Both company cars and our commercial fleet will benefit from use of the bank of electric chargers installed at Lakes' Tewkesbury HQ.



“ The service has been second to none, going that extra mile to find a resolution and help with a replacement part for my shower. I would recommend Lakes to anyone, especially with your excellent after sales service. Thank you. ”

John S Innes

“ Lakes spares department was outstanding. Craig was especially helpful and the quality of the shower enclosure must be the best on the market. ”

David Starkey

You're in good company

“ You deserve recognition and praise for the service I received from you today. You answered the phone very promptly and managed to quickly find the shower door for which I needed a spare part. The two gentlemen I spoke to on separate calls could not have been more pleasant and helpful. If only more companies could behave in a similar fashion. ”

N Kelly



18	Aruba* with Lakes Definitions
20	Antigua* with Lakes Definitions
22	Martinique
24	Grenada
26	Barbados
28	Cayman
30	Tobago

*Showroom Exclusive

*Ambient	34
Seated Shower Tray and Walk-In	36
Rhodes	38
Palma	40
Andora	42
Classic Walk-in	44
Marseilles	46
Nice	48
Levanzo	50
Classic Shower Screen	52
Alassio	54
Riviera	56
Cannes	58



*Showroom Exclusive



62	Horizon Single Panel Walk-In
64	Hinged Bypass Walk-In
66	Single Door Quadrant*
68	Double Door Quadrant*
70	Hinged Door*
72	Slider Door*
74	Side Panel*
76	Coastline & Classic Square Bath Screen
78	Coastline & Classic Curved Hinged Bath Screen
80	Classic Curved Hinged Bath Screen

*Also available in silver as part of the Wave Collection
Onyx is a Showroom Exclusive Collection

Talsi	84
Malmo	86
Valmiera	88
Sorong	90
Bergen	92
Narva	94
Coastline Side Panel	96

*Also available in Black – See Onyx Collection
Wave is a Showroom Exclusive Collection



100	Single Door Quadrant*
102	Double Door Quadrant*
104	Hinged Door*
106	Slider Door*
108	Side Panel*
110	Bi-fold Door



114	Low Threshold Double Door Quadrant
116	Double Door Quadrant
118	Single Door Quadrant
120	Easy-fit Quadrant
122	Pivot Door with integrated In-line Panel
124	Pivot Door, Semi-framed
126	Pivot Door, Framed
128	Bi-fold Door, Semi-framed
130	Bi-fold Door, Framed
132	Seated Shower Tray and In-line Panel with Bi-Fold and Pivot Door
134	Over Bath Double Door Slider
136	Slider Door, Semi-framed
138	Low Threshold Slider Door
140	Slider Door, Framed
142	Double Door Slider, Semi-framed
144	Corner Entry, Framed
146	Corner Entry, Semi-framed
148	Pentagon, Semi-framed
150	Pentagon, Framed
152	Classic Side Panel, Semi-framed
154	Classic Side Panel, Framed
156	In-line Panel Pack

Island Hinged Bath Screen	160
Coastline Hinged Bath Screen	162
Coastline and Classic Curved Bath Screen	164
Coastline and Classic Square Bath Screen	166
Classic Sculpted Bath Screen	168
Classic Curved Hinged Bath Screen & Classic Shower Curtain Panel	170
Classic Framed Bath Screens	172



*Showroom Exclusive

176	Lakes Stone, Premium Shower Trays*
178	Traditional and Contemporary Tray Ranges
184	In The Detail



Shower Seats	188
Grab Bars & Rails	190

Shine
without
the high
maintenance

Island
COLLECTION

The understated elegance, sleek lines and high spec finishes of Island create a luxurious, boutique feel to be admired for years to come.

Showroom Exclusive

8mm Glass
Island



Aruba Slider 1000mm LK860-100S & LK860-100DG with Aruba Side Panel 700mm LK861-070S, Gold Handle & Gold Profile Caps Set DEF-CH-GOLD

Aruba | Lakes Definitions
EXCLUSIVE TO ISLAND

The Aruba slider & side panel surrounds you with extensive glass for that ultimate feeling of light and space. This high specification design includes a chrome cast handle with matching profile caps, PureVue^{HD} for ultra-clear glass, a low threshold for easy and safe access, and a softly closing door that glides effortlessly to a near-silent stop at the touch of a finger. Four other stylish colour options for the handle and profile caps are available from Lakes Definitions. These include gold, rose gold, nickel and matt black. Aruba is accessorised here with a gold handle and gold profile caps for that perfect finishing touch to this chic showering space.

from £1,752 Incl. VAT



8mm Glass
Island

Specification and Prices

Slider (A)

You must order BOTH product codes for your chosen size

Standard Size (A x height)	Width Adjustment	Door Opening	Fixed Panel (W)	Price Exc. VAT	Price Inc. VAT	Order Code
1000 x 2000	970 – 995	390	470 – 495	£940.00	£1,128.00	1 x LK860-100S & 1 x LK860-100DG
1100 x 2000	1070 – 1095	440	520 – 545	£984.00	£1,180.80	1 x LK860-110S & 1 x LK860-110DG
1200 x 2000	1170 – 1195	490	570 – 595	£1,032.00	£1,238.40	1 x LK860-120S & 1 x LK860-120DG
1400 x 2000	1370 – 1395	590	670 – 695	£1,159.00	£1,390.80	1 x LK860-140S & 1 x LK860-140DG
1700 x 2000	1670 – 1695	740	820 – 845	£1,285.00	£1,542.00	1 x LK860-170S & 1 x LK860-170DG

15mm Extension Profile £36.00 Inc. VAT (860-N Silver)

Please Note: To create your Aruba showering space you will need to select one product from each table.

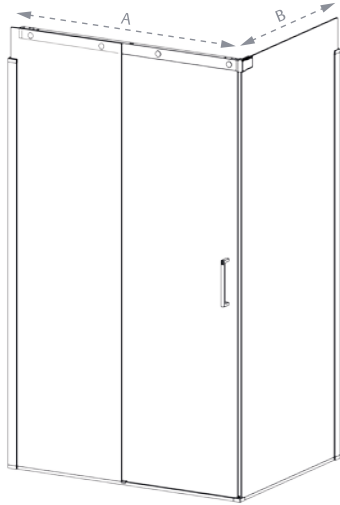
Side Panel (B)

Standard Size (B x height)	Width Adjustment	Price Exc. VAT	Price Inc. VAT	Order Code
700 x 2000	670 – 695	£520.00	£624.00	LK861-070S
750 x 2000	720 – 745	£538.00	£645.60	LK861-075S
800 x 2000	770 – 795	£557.00	£668.40	LK861-080S
900 x 2000	870 – 895	£587.00	£704.40	LK861-090S
1000 x 2000	970 – 995	£616.00	£739.20	LK861-100S

15mm Extension Profile £36.00 Inc. VAT (860-N Silver)

Antigua: Extension kit (860-N) may only be fixed to panel side.
Aruba: Extension kit (860-N) may only be fixed to panel side of slider or to side panel'. OR: 'Extension kit (860-N) can be fitted to fixed panel of slider door and / or side panel (Aruba only).

All measurements are in mm





Showroom Exclusive

Antigua | Lakes Definitions
EXCLUSIVE TO ISLAND

The Antigua slider has all the performance benefits of the Aruba, including a chrome cast handle and chrome profile caps as standard, but excludes the side panel for a stylish showering space fit for recess or alcove spaces. Antigua can be personalised with Lakes Definitions to match the look and style of your bathroom or shower room. See page 21.

from £1,128 Incl. VAT

Specification and Prices

You must order BOTH product codes for your chosen size


Standard Size (width x height)	Width Adjustment	Door Opening	Fixed Panel (W)	Price Exc. VAT	Price Inc. VAT	Order Code
1000 x 2000	955 – 1000	370 – 390	470 – 495	£940.00	£1,128.00	1 x LK860-100S & 1 x LK860-100DG
1100 x 2000	1055 – 1100	420 – 440	520 – 545	£984.00	£1,180.80	1 x LK860-110S & 1 x LK860-110DG
1200 x 2000	1155 – 1200	470 – 490	570 – 595	£1,032.00	£1,138.40	1 x LK860-120S & 1 x LK860-120DG
1400 x 2000	1355 – 1400	570 – 590	670 – 695	£1,159.00	£1,390.80	1 x LK860-140S & 1 x LK860-140DG
1700 x 2000	1655 – 1700	720 – 740	820 – 845	£1,285.00	£1,542.00	1 x LK860-170S & 1 x LK860-170DG

15mm Extension Profile £36.00 Inc. VAT (860-N Silver)

All measurements are in mm



Please Note: Aruba and Antigua include a chrome handle and chrome profile caps as standard. Prices and order codes for other colour options are detailed in the Lakes Definitions table below.



Lakes Definitions
EXCLUSIVE TO ISLAND

Lakes Definitions includes a range of colour options for the handle and profile caps, exclusive to Aruba and Antigua. The handles and caps are easy to change retrospectively.

from £30.00 Incl. VAT

Handle AND Profile Caps

Colour	Price Exc. VAT	Price Inc. VAT	Order Code
Gold	£63.00	£75.60	DEF-CH-GOLD
Rose Gold			DEF-CH-ROSE
Nickel			DEF-CH-NICK
Matt Black			DEF-CH-BLAC

Note: The Order Code is for delivery of two colour handles (inside and out) with five matching profile caps.

Profile Caps ONLY

Colour	Price Exc. VAT	Price Inc. VAT	Order Code
Gold	£25.00	£30.00	DEF-C-GOLD
Rose Gold			DEF-C-ROSE
Nickel			DEF-C-NICK
Matt Black			DEF-C-BLAC

Note: The Order Code is for delivery of five matching colour profile caps only.

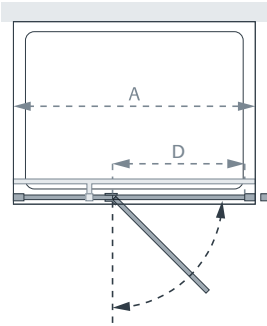


Martinique

Clean lines, stylish handle and refined hinges add to the beautiful, 'free-floating' design of the Martinique hinged panel and door.

from £1,550.40 Incl. VAT

Martinique 1200mm 1 x LK804-070S & 1 x LK803-050S Hinged Panel & Door



20mm extension profile
may be used here ONLY

Specification and Prices

Door & Hinge Panel (A)

Standard Size (A x height)	Width Adjustment	Door Opening (D)	Price Exc. VAT	Price Inc. VAT	Order Code
1200 x 2000	1160 - 1205	628*	£1,292.00	£1,550.40	1 x LK804-070S & 1 x LK803-050S
1400 x 2000	1360 - 1405	628*	£1,340.00	£1,608.00	1 x LK804-070S & 1 x LK803-070S
1600 x 2000	1560 - 1605	628*	£1,390.00	£1,668.00	1 x LK804-070S & 1 x LK803-090S

20mm Extension Profile £36.00 Inc. VAT (LK8LEPS Silver)
Martinique can be adjusted for out-of-plumb walls by a maximum of 15mm (for each mounting wall) over the height of the product. The hinge provides a further 15mm adjustment.
The required Bracing Bar for the Hinge Panel is included.

All measurements are in mm



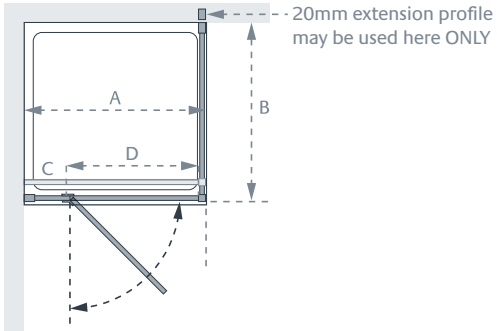

Pure
Vue^{HD}
Clearly
Superior
Glass

8mm Glass
Island

Grenada

Beautifully understated and inspired by Grenada's wide horizons,
this showering space surrounds you with crystal clear, frameless glass.
from £1,684.80 Incl. VAT

Grenada 900mm LK801-090S Hinged Door & 900mm LK805-090S Side Panel



Specification and Prices

Door & Hinge Panel (A)

Standard Sizes (A x height)	Width Adjustment	Door Opening (D)	Price Exc. VAT	Price Inc. VAT	Order Code
750 x 2000	720 - 750	488	£910.00	£1,092.00	LK801-075S
800 x 2000	760 - 790	528	£919.00	£1,102.80	LK801-080S
900 x 2000	860 - 890	628	£945.00	£1,134.00	LK801-090S
1000 x 2000	960 - 990	728	£970.00	£1,164.00	LK801-100S

Please Note: To create your Grenada showering space you will need to select one product from each table.

Side Panel (B)

Standard Sizes (B x height)	Width Adjustment	Price Exc. VAT	Price Inc. VAT	Order Code
700 x 2000	670 - 685	£377.00	£452.40	LK805-070S
750 x 2000	730 - 745	£391.00	£469.20	LK805-075S
800 x 2000	770 - 785	£402.00	£482.40	LK805-080S
900 x 2000	870 - 885	£427.00	£512.40	LK805-090S
1000 x 2000	970 - 985	£452.00	£542.40	LK805-100S

You must also order the following Bracing Bar to secure the Side Panel.

Bracing Bar (C)

	Price Exc. VAT	Price Inc. VAT	Order Code
Bracing Bar	£117.00	£140.40	W8-052

20mm Extension Profile £36.00 Inc. VAT (LK8LEPS Silver)
Grenada can be adjusted for out-of-plumb walls by a maximum of 15mm (for each mounting wall)
over the height of the product. The hinge provides a further 15mm adjustment.
Not suitable for installations with tray rims <50mm wide.

All measurements are in mm

8mm Glass
Island



Pure
Vue^{HD}
Clearly
Superior
Glass

8mm Glass

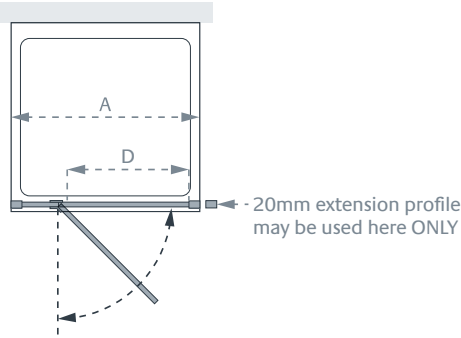
Island

Barbados

Less really is more with this frameless hinged door. Simple lines and sparkling glass evoke the natural beauty and laid-back style of the Caribbean for a truly relaxing experience.

from £1,092 Incl. VAT

Barbados 900mm 1 x LK801-090S



Specification and Prices

Door & Hinge Panel (A)

Standard Sizes (A x height)	Width Adjustment	Door Opening (D)	Price Exc. VAT	Price Inc. VAT	Order Code
750 x 2000	720 - 765	428	£910.00	£1,092.00	LK801-075S
800 x 2000	760 - 805	528	£919.00	£1,102.80	LK801-080S
900 x 2000	860 - 905	628	£945.00	£1,134.00	LK801-090S
1000 x 2000	960 - 1005	728	£970.00	£1,164.00	LK801-100S

20mm Extension Profile £36.00 Inc. VAT (LK8LEPS Silver)
Barbados can be adjusted for out-of-plumb walls by a maximum of 15mm
(for each mounting wall) over the height of the product.
The hinge provides a further 15mm adjustment.

All measurements are in mm

8mm Glass

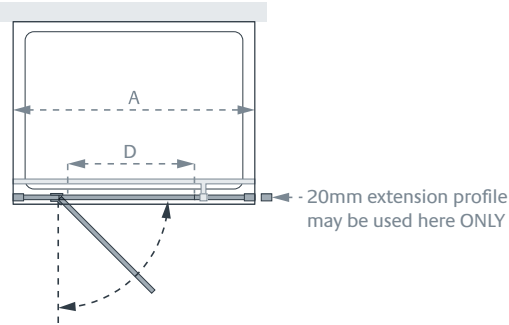
Island



Cayman

Step barefoot into the embrace of our Cayman hinged door with in-line panel, bringing minimalist design to any alcove space and making the most of PureVue^{HD} crystal clear glass.

from £1,668 Incl. VAT



Specification and Prices

Door, Hinge Panel & In-line Panel (A)

Standard Size (A x height)	Width Adjustment	Door Opening (D)	Price Exc. VAT	Price Inc. VAT	Order Code
1200 x 2000	1160 - 1205	628*	£1,390.00	£1,668.00	1 x LK801-090S & 1 x LK802-030S
1400 x 2000	1360 - 1405	628*	£1,443.00	£1,731.60	1 x LK801-090S & 1 x LK802-050S
1600 x 2000	1560 - 1605	628*	£1,493.00	£1,791.60	1 x LK801-090S & 1 x LK802-070S

*Other 801 door sizes may be used to create alternative enclosure sizes – see Barbados on page 26.

20mm Extension Profile £36.00 Inc. VAT (LK8LEPS Silver)
Cayman can be adjusted for out-of-plumb walls by a maximum of 15mm (for each mounting wall) over the height of the product. The hinge provides a further 15mm adjustment.
The required Bracing Bar for the In-line Panel is included.

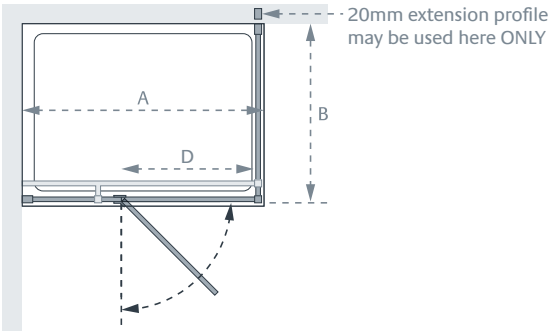
All measurements are in mm



Tobago

A combination of minimalist design and extensive glass makes Tobago the glistening jewel in the crown for this Collection.

from £2,002.80 Incl. VAT



Specification and Prices

Door & Hinge Panel (A)

Standard Size (A x height)	Width Adjustment	Door Opening (D)	Price Exc. VAT	Price Inc. VAT	Order Code
1200 x 2000	1160 - 1190	628*	£1,292.00	£1,550.40	1 x LK804-070S & 1 x LK803-050S
1400 x 2000	1360 - 1390	628*	£1,340.00	£1,608.00	1 x LK804-070S & 1 x LK803-070S
1600 x 2000	1560 - 1590	628*	£1,390.00	£1,668.00	1 x LK804-070S & 1 x LK803-090S

Please Note: To create your Tobago showering space you will need to select one product from each table.

Side Panel (B)

Standard Size (B x height)	Width Adjustment	Price Exc. VAT	Price Inc. VAT	Order Code
700 x 2000	670 - 685	£377.00	£452.40	LK805-070S
750 x 2000	730 - 745	£391.00	£469.20	LK805-075S
800 x 2000	770 - 785	£402.00	£482.40	LK805-080S
900 x 2000	870 - 885	£427.00	£512.40	LK805-090S
1000 x 2000	970 - 985	£452.00	£542.40	LK805-100S

*Other door sizes may be used to create alternative enclosure sizes – please call Lakes for advice.

20mm Extension Profile £36.00 Inc. VAT (LK8LEPS Silver)
Tobago can be adjusted for out-of-plumb walls by a maximum of 15mm (for each mounting wall) over the height of the product. The hinge provides a further 15mm adjustment. The required Bracing Bar for the Hinge Panel and Side Panel is included. Not suitable for installations with tray rims <50mm wide.

All measurements are in mm

A blue-tinted photograph of people's legs and feet walking on a sandy beach. The image is used as a background for the text.

Made
to last

Walk-In
COLLECTION

Fall in love at first sight, admire the stunning good looks, enjoy the practicality, savour the soul-nourishing sanctuary and marvel at the low maintenance. Think to yourself, “this one will last...”



New and exclusive to Lakes

8mm Glass
Walk-Ins

Ambient

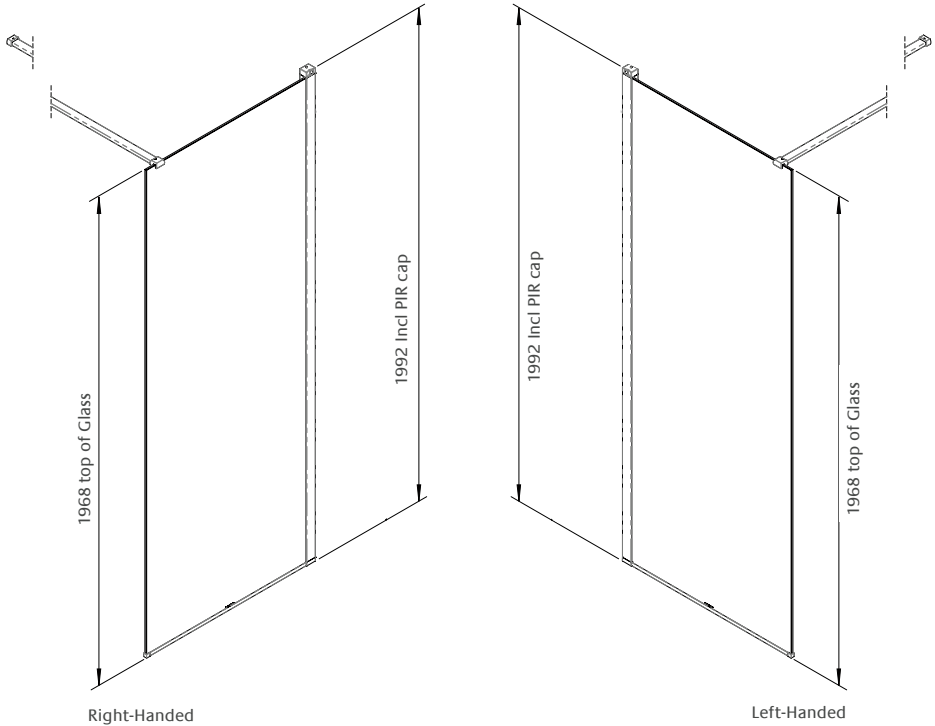
The Ambient Walk-In is the first showering space of its kind. Featuring a PIR motion-sensor that triggers the built-in LED lighting system concealed in the wall mount, it emits a soft glow of light along the edge of the walk-in panel. The ambience of the bathroom is subtly transformed by the use of soft lighting gently illuminating the room, so night-time visits to the bathroom are safer for all.

In the shower, the soft light created by the Ambient Walk-In means that the experience is calming, soothing and restful. Become lost in the moment, let the ambience relax you and transport you to your own private sanctuary.

from £483.60 Inc. VAT



Ambient 1200mm 1 x LK869-120S & 1 x LK869LS



8mm Glass
Walk-Ins

Specification and Prices

Standard Sizes (width x height)	Width Adjustment	Price Exc. VAT	Price Inc. VAT	Order Codes
700 x 1970	685 - 700	£403.00	£483.60	1 X LK869-070S & 1 X LK869LS (left-handed)
				1 X LK869-070S & 1 X LK869RS (right-handed)
800 x 1970	785 - 800	£423.00	£507.60	1 X LK869-080S & 1 X LK869LS (left-handed)
				1 X LK869-080S & 1 X LK869RS (right-handed)
900 x 1970	885 - 900	£438.00	£525.60	1 X LK869-090S & 1 X LK869LS (left-handed)
				1 X LK869-090S & 1 X LK869RS (right-handed)
1000 x 1970	985 - 1000	£517.00	£620.40	1 X LK869-100S & 1 X LK869LS (left-handed)
				1 X LK869-100S & 1 X LK869RS (right-handed)
1100 x 1970	1085 - 1100	£545.00	£654.00	1 X LK869-110S & 1 X LK869LS (left-handed)
				1 X LK869-110S & 1 X LK869RS (right-handed)
1200 x 1970	1185 - 1200	£576.00	£691.20	1 X LK869-120S & 1 X LK869LS (left-handed)
				1 X LK869-120S & 1 X LK869RS (right-handed)
1400 x 1970	1385 - 1400	£645.00	£774.00	1 X LK869-140S & 1 X LK869LS (left-handed)
				1 X LK869-140S & 1 X LK869RS (right-handed)

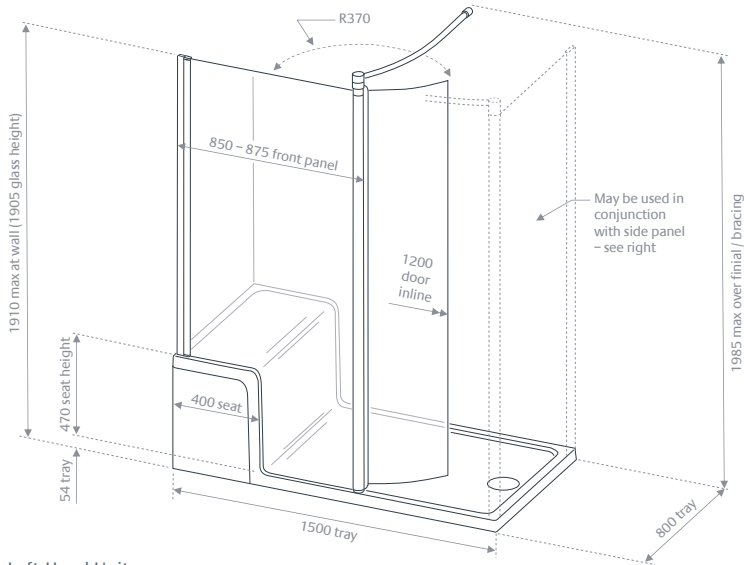


Seated Shower Tray
and Walk-In

Walk in, take a seat and enjoy showering in comfort. A wonderfully elegant design solution that is ideal for multi-generational living.

from £2,407.20 Inc. VAT

LKST8015 Seated Shower Tray with CLWSST120RS & CLWSDG Right-Hand Walk-In



Left-Hand Unit

Walk-In Side Panel



Specification and Prices

You must order BOTH product codes for your chosen size.

	Shaped Tray Panel Size (width x height)	Price Exc. VAT	Price Inc. VAT	Previous Code	Order Code
LH Walk-In (for Seat Tray)	850 - 1850	£940.00	£1,128.00	LWSST1200L	1 x CLWSST120LS & 1 x CLWSDG
RH Walk-In (for Seat Tray)	850 - 1850	£940.00	£1,128.00	LWSST1200R	1 x CLWSST120RS & 1 x CLWSDG

	Overall Size (width x height)	Price Exc. VAT	Price Inc. VAT	Previous Code	Order Code
Shower Seat Tray	1500 x 800	£1,066.00	£1,279.20	n/a	LKST8015

Optional Side Panel

A Walk-In side panel can be ordered separately for a corner installation.

Standard Sizes (width x height)	Width Adjustment	Recommended Tray Size		Price Exc. VAT	Price Inc. VAT	Order Code
		Min	Max			
800 x 1850 + 85	775 - 800	775	800	£377.00	£452.40	LWSP080S

All measurements are in mm



LK814-105S 1050mm Rhodes Shower Panel with LK818-080S End Panel, LK810-080S Side Panel and 200mm Bypass Panel

Walk-Ins
8mm Glass

Rhodes

Maximum impact meets minimalist style and inspired design. With its functional step-out area, Rhodes is a real sanctuary for blissful showering.

from £1,729.20 Inc. VAT



Specification and Prices

Shower Panel (A)

Standard Sizes (A x height)	Width – No Adjustment	Price Exc. VAT	Price Inc. VAT	Order Code
700 x 2000	720	£422.00	£506.40	LK814-070S
750 x 2000	770	£457.00	£548.40	LK814-075S
850 x 2000	870	£486.00	£583.20	LK814-085S
950 x 2000	970	£510.00	£612.00	LK814-095S
1050 x 2000	1078	£536.00	£643.20	LK814-105S
1150 x 2000	1178	£563.00	£675.60	LK814-115S
1350 x 2000	1378	£605.00	£726.00	LK814-135S

Bypass Panel (B)

Standard Sizes (B x height)	Width – No Adjustment	Price Exc. VAT	Price Inc. VAT	Order Code
200 x 2000*	200	£204.00	£244.80	LK812-20S
320 x 2000	320	£218.00	£261.60	LK812-32S
400 x 2000	397	£232.00	£278.40	LK812-40S

End Panel (C)

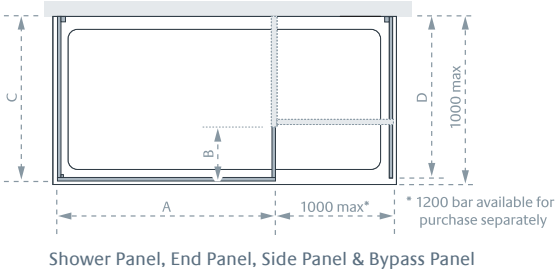
Standard Sizes (C x height)	Width Adjustment	Price Exc. VAT	Price Inc. VAT	Order Code
700 x 2000	670 - 705	£411.00	£493.20	LK818-070S
750 x 2000	720 - 755	£427.00	£512.40	LK818-075S
800 x 2000	770 - 805	£440.00	£528.00	LK818-080S
900 x 2000	870 - 905	£467.00	£560.40	LK818-090S
1000 x 2000	970 - 1005	£498.00	£597.60	LK818-100S

Side Panel (D)

Standard Sizes (D x height)	Width Adjustment	Price Exc. VAT	Price Inc. VAT	Order Code
700 x 2000	655 - 690	£404.00	£484.80	LK810-070S
750 x 2000	705 - 740	£411.00	£493.20	LK810-075S
800 x 2000	755 - 790	£420.00	£504.00	LK810-080S
900 x 2000	855 - 890	£447.00	£536.40	LK810-090S
1000 x 2000	955 - 990	£529.00	£634.80	LK810-100S

20mm Extension Profile £36.00 Inc. VAT (LK8LEPS Silver) – see page 185.
*Should be used on tray depths of ≤750mm to ensure suitable opening is available.

All measurements are in mm



Please Note: To create your Rhodes showering space you will need to select one product from each table.



Walk-Ins
8mm Glass



Walk-Ins
8 & 10mm Glass

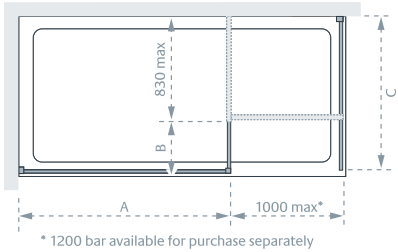
LK812-110S 1100mm Palma Shower Panel with LK810-080S Side Panel and 320mm Bypass Panel



Palma

Press pause and unwind in our beautifully spacious Palma design for an enriched feeling of light and space.

from £1,335.60 Inc. VAT



Shower Panel, Side Panel & Bypass Panel

Walk-Ins
8 & 10mm Glass

Specification and Prices

Shower Panel (A)

Standard Sizes (A x height)	Width Adjustment	Price Exc. VAT	Price Inc. VAT	Order Code
800 x 2000	770 - 805	£505.00	£606.00	LK812-080S
900 x 2000	870 - 905	£544.00	£652.80	LK812-090S
1000 x 2000	970 - 1005	£564.00	£676.80	LK812-100S
1100 x 2000	1080 - 1115	£593.00	£711.60	LK812-110S
1200 x 2000	1180 - 1215	£621.00	£745.20	LK812-120S
1400 x 2000	1380 - 1415	£655.00	£786.00	LK812-140S

10mm glass variants available - see page 49.

Bypass Panel (B)

Standard Sizes (B x height)	Width – No Adjustment	Price Exc. VAT	Price Inc. VAT	Order Code
200 x 2000*	200	£204.00	£244.80	LK812-20S
320 x 2000	320	£218.00	£261.60	LK812-32S
400 x 2000	397	£232.00	£278.40	LK812-40S

10mm glass variants available - see page 49.

Side Panel (C) also available with Lakes MIRROR™ finish

Standard Sizes (C x height)	Width Adjustment	Price Exc. VAT	Price Inc. VAT	Order Code
700 x 2000	655 - 690	£404.00	£484.80	LK810-070S
750 x 2000	705 - 740	£411.00	£493.20	LK810-075S
800 x 2000	755 - 790	£420.00	£504.00	LK810-080S
900 x 2000	855 - 890	£447.00	£536.40	LK810-090S
1000 x 2000	955 - 990	£529.00	£634.80	LK810-100S

10mm glass variants available - see page 48.

20mm Extension Profile £36.00 Inc. VAT (LK8LEPS Silver) – see page 185.

*Should be used on tray depths of ≤750mm to ensure suitable opening is available.
Call Lakes for prices and specifications on our MIRROR™ finish.

All measurements are in mm

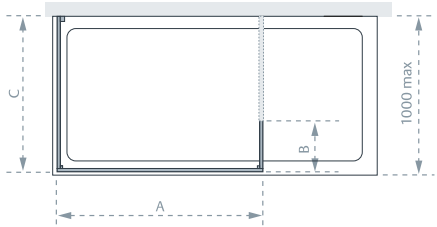
Please Note: To create your Palma showering space you will need to select:
- Shower Panel (A);
- One product from Bypass Panel (B); and
- Side Panel (C).



Andora

Strong, clean lines give the Andora a classic glamour that stays looking fresh. The option of a side panel completes the sleek look of this showering space.

from £1,244.40 Inc. VAT



Shower Panel, End Panel & Bypass Panel

Specification and Prices

Shower Panel (A)

Standard Sizes (A x height)	Width – No Adjustment	Price Exc. VAT	Price Inc. VAT	Order Code
700 x 2000	720	£422.00	£506.40	LK814-070S
750 x 2000	770	£457.00	£548.40	LK814-075S
850 x 2000	870	£486.00	£583.20	LK814-085S
950 x 2000	970	£510.00	£612.00	LK814-095S
1050 x 2000	1078	£536.00	£643.20	LK814-105S
1150 x 2000	1178	£563.00	£675.60	LK814-115S
1350 x 2000	1378	£605.00	£726.00	LK814-135S

Please Note: To create your Andora showering space you will need to select one product from each table.

Bypass Panel (B)

Standard Sizes (B x height)	Width – No Adjustment	Price Exc. VAT	Price Inc. VAT	Order Code
200 x 2000*	200	£204.00	£244.80	LK812-20S
320 x 2000	320	£218.00	£261.60	LK812-32S
400 x 2000	397	£232.00	£278.40	LK812-40S

End Panel (C)

Standard Sizes (C x height)	Width Adjustment	Price Exc. VAT	Price Inc. VAT	Order Code
700 x 2000	670 - 705	£411.00	£493.20	LK818-070S
750 x 2000	720 - 755	£427.00	£512.40	LK818-075S
800 x 2000	770 - 805	£440.00	£528.00	LK818-080S
900 x 2000	870 - 905	£467.00	£560.40	LK818-090S
1000 x 2000	970 - 1005	£498.00	£597.60	LK818-100S

20mm Extension Profile £36.00 Inc. VAT (LK8LEPS Silver) – see page 185.
*Should be used on tray depths of ≤750mm to ensure suitable opening is available.

All measurements are in mm



Classic Walk-In

This versatile Walk-In creates a perfect showering experience, using a combination of front, side and return glass panels for the ultimate feeling of space.

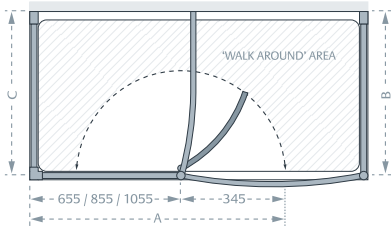
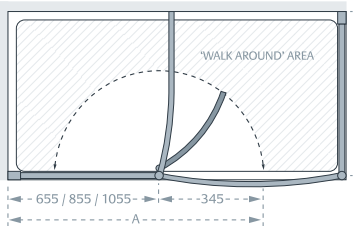
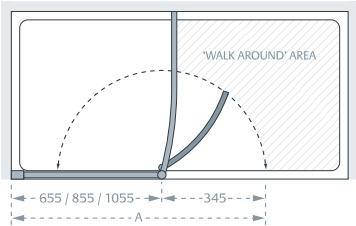
from £1,069.20 Inc. VAT



Walk-In with Front Panel only



Walk-In with additional Side Panel



Specification and Prices

Front Panel (A)

You must order BOTH product codes for your chosen size

Standard Sizes (width x height)	Width Adjustment	Recommended Tray Size		Price Exc. VAT	Price Inc. VAT	Previous Code	Order Code Silver
		Min	Max				
1000 x 1850 + 85	1000 - 1025	1200	1600	£891.00	£1,069.20	LWS1000S	1 x CLWS100S & 1 x CLWSDG
1200 x 1850 + 85	1200 - 1225	1400	1800	£940.00	£1,128.00	LWS1200S	1 x CLWS120S & 1 x CLWSDG
1400 x 1850 + 85	1400 - 1425	1600	2000	£976.00	£1,171.20	LWS1400S	1 x CLWS140S & 1 x CLWSDG

Side Panel (B)

Standard Sizes (width x height)	Width Adjustment	Recommended Tray Size		Price Exc. VAT	Price Inc. VAT	Order Code Silver
		Min	Max			
700 x 1850 + 85	675 - 700	675	700	£340.00	£408.00	LWSP070S
750 x 1850 + 85	725 - 750	725	750	£355.00	£426.00	LWSP075S
800 x 1850 + 85	775 - 800	775	800	£377.00	£452.40	LWSP080S
900 x 1850 + 85	875 - 900	875	900	£410.00	£492.00	LWSP090S
1000 x 1850 + 85	975 - 1000	975	1000	£444.00	£532.80	LWSP100S

Return Panel (C)

Standard Sizes (width x height)	Width Adjustment	Recommended Tray Size		Price Exc. VAT	Price Inc. VAT	Order Code Silver
		Min	Max			
700 x 1850	660 - 720	n/a	n/a	£319.00	£382.80	LWRP070S
750 x 1850	720 - 780	n/a	n/a	£338.00	£405.60	LWRP075S
800 x 1850	760 - 820	n/a	n/a	£358.00	£429.60	LWRP080S
900 x 1850	840 - 900	n/a	n/a	£392.00	£470.40	LWRP090S
1000 x 1850	940 - 1000	n/a	n/a	£441.00	£529.20	LWRP100S



Ceiling Bracing Kit
£117.60 Inc. VAT
LKSS-C150
Can only be used at
the final points.

† Max. tray size only applicable when using Side Panel. Size is unrestricted when using Front Panel only.
Optional ceiling brace kit £117.60 inc. VAT (LKSS-C150 Silver). Contact Lakes for advice.

All measurements are in mm

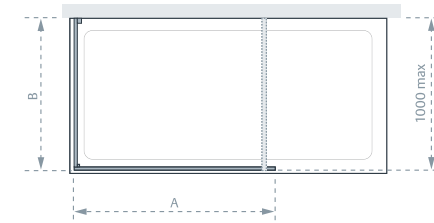
Careful consideration should be exercised if using a 700mm width tray as 'walk around' sizes may be restrictive.



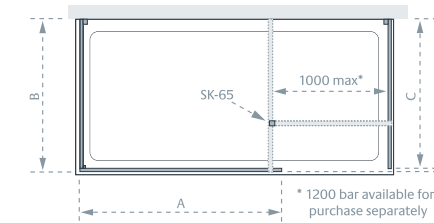
Marseilles

A modern classic reflecting real beauty. Combine with our premium stone resin rectangular shower tray – Lakes Stone – for the best in chic and practical design.

from £968.40 Inc. VAT



Shower Panel & End Panel



Shower Panel, End Panel & Side Panel



Ceiling Bracing Kit
£211.20 Inc. VAT
W10-040

Specification and Prices

Shower Panel (A)

Standard Sizes (A x height)	Width No Adjustment	Price Exc. VAT	Price Inc. VAT	Order Code
750 x 2000	755	£396.00	£475.20	LK815-075S
850 x 2000	855	£420.00	£504.00	LK815-085S
950 x 2000	955	£445.00	£534.00	LK815-095S
1100 x 2000	1063	£467.00	£560.40	LK815-110S
1200 x 2000	1163	£509.00	£610.80	LK815-120S
1400 x 2000	1363	£544.00	£652.80	LK815-140S

Please Note: To create your Marseilles showering space you will need to select one product from each of the first two tables.

End Panel (B)

Standard Sizes (B x height)	Width Adjustment	Price Exc. VAT	Price Inc. VAT	Order Code
700 x 2000	670 - 705	£411.00	£493.20	LK818-070S
750 x 2000	720 - 755	£427.00	£512.40	LK818-075S
800 x 2000	770 - 805	£440.00	£528.00	LK818-080S
900 x 2000	870 - 905	£467.00	£560.40	LK818-090S
1000 x 2000	970 - 1005	£498.00	£597.60	LK818-100S

Optional Side Panel (C) also available with Lakes MIRROR™ finish

Standard Sizes (C x height)	Width Adjustment	Price Exc. VAT	Price Inc. VAT	Order Code
700 x 2000	655 - 690	£404.00	£484.80	LK810-070S
750 x 2000	705 - 740	£411.00	£493.20	LK810-075S
800 x 2000	755 - 790	£420.00	£504.00	LK810-080S
900 x 2000	855 - 890	£447.00	£536.40	LK810-090S
1000 x 2000	955 - 990	£529.00	£634.80	LK810-100S

90° Bar Joining Kit for Side Panel	£49.00	£58.80	SK-65
------------------------------------	--------	--------	-------

20mm Extension Profile £36.00 Inc. VAT (LK8LEPS Silver) – see page 185.
Optional Ceiling Bracing Kit £211.20 Inc VAT (W10-040) – see page 185.
Call Lakes for prices and specifications on our MIRROR™ finish.

All measurements are in mm



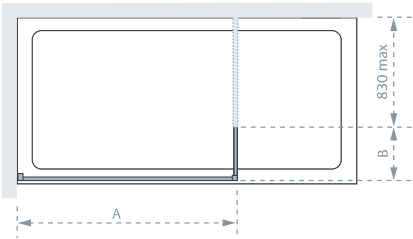
Nice

With sleek profiles and the option to use in a wetroom or combine with a tray, the Nice is both discreet and practical. This showering space is shown with a fixed bypass panel.

from £850.80 Inc. VAT

LK812-110S 1100mm Nice Shower Panel with 320mm Fixed Bypass Panel

Wetroom configuration



Shower Panel & Bypass Panel

Specification and Prices

Shower Panel (A)

Standard Sizes (A x height)	Width Adjustment	Price Exc. VAT	Price Inc. VAT	Order Code
800 x 2000	770 - 805	£505.00	£606.00	LK812-080S
900 x 2000	870 - 905	£544.00	£652.80	LK812-090S
1000 x 2000	970 - 1005	£564.00	£676.80	LK812-100S
1100 x 2000	1080 - 1115	£593.00	£711.60	LK812-110S
1200 x 2000	1180 - 1215	£621.00	£745.20	LK812-120S
1400 x 2000	1380 - 1415	£655.00	£786.00	LK812-140S

10mm glass variants

800 x 2000	770 - 805	£644.00	£772.80	LK1012-080S
900 x 2000	870 - 905	£679.00	£814.80	LK1012-090S
1000 x 2000	970 - 1005	£714.00	£856.80	LK1012-100S
1100 x 2000	1080 - 1115	£748.00	£897.60	LK1012-110S
1200 x 2000	1180 - 1215	£785.00	£942.00	LK1012-120S

Please Note: To create your Nice showering space you will need to select:
- Shower Panel (A); and
- One product from Bypass Panel (B).

Bypass Panel (B)

Standard Sizes (B x height)	Width – No Adjustment	Price Exc. VAT	Price Inc. VAT	Order Code
200 x 2000*	200	£204.00	£244.80	LK812-20S
320 x 2000	320	£218.00	£261.60	LK812-32S
400 x 2000	397	£232.00	£278.40	LK812-40S

10mm glass variants

200 x 2000*	200	£205.00	£246.00	LK1012-20S
320 x 2000	320	£251.00	£301.20	LK1012-32S

20mm Extension Profile £36.00 Inc. VAT (LK8LEPS Silver) – see page 185.
*Should be used on tray depths of ≤750mm to ensure suitable opening is available.

All measurements are in mm



LK810-070S 700mm Levanzo Shower Panel with 200mm Hinged Bypass Panel

Levanzo

The flexibility of the hinged bypass panel combines easy access with effective shielding of shower spray.

from **£816.00** Inc. VAT

Specification and Prices

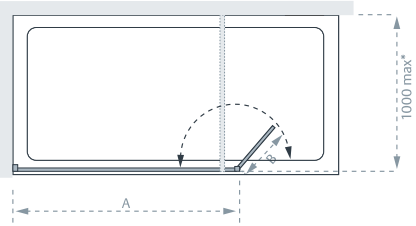
Shower Panel (A)

Standard Sizes (A x height)	Width Adjustment	Price Exc. VAT	Price Inc. VAT	Order Code
700 x 2000	670 - 705	£404.00	£484.80	LK810-070S
750 x 2000	720 - 755	£411.00	£493.20	LK810-075S
800 x 2000	770 - 805	£420.00	£504.00	LK810-080S
900 x 2000	870 - 905	£447.00	£536.40	LK810-090S
1000 x 2000	970 - 1005	£529.00	£634.80	LK810-100S
1100 x 2000	1080 - 1115	£557.00	£668.40	LK810-110S
1200 x 2000	1180 - 1215	£583.00	£699.60	LK810-120S
1400 x 2000	1380 - 1415	£621.00	£745.20	LK810-140S

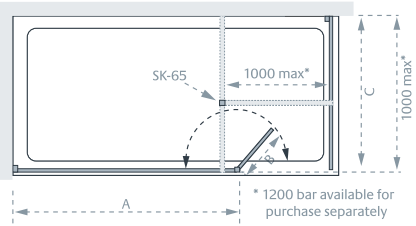
10mm glass variants

700 x 2000	670 - 705	£546.00	£655.20	LK1010-070S
800 x 2000	770 - 805	£578.00	£693.60	LK1010-080S
900 x 2000	870 - 905	£617.00	£740.40	LK1010-090S
1000 x 2000	970 - 1005	£653.00	£783.60	LK1010-100S
1100 x 2000	1080 - 1115	£690.00	£828.00	LK1010-110S
1200 x 2000	1180 - 1215	£726.00	£871.20	LK1010-120S

Please Note: To create your Levanzo showering space you will need to select one product from each of the first two tables.



Shower Panel & Bypass Panel



Shower Panel & Bypass Panel & Side Panel

Hinged Bypass Panel (B)

Standard Sizes (B x height)	Width – No Adjustment	Price Exc. VAT	Price Exc. VAT	Order Code
200 x 2000	200	£276.00	£331.20	LK827-20S
300 x 2000	300	£289.00	£346.80	LK827-30S
400 x 2000	400	£304.00	£364.80	LK827-40S

10mm glass variants

200 x 2000	200	£318.00	£381.60	LK1027-20S
300 x 2000	300	£345.00	£414.00	LK1027-30S
400 x 2000	400	£363.00	£435.60	LK1027-40S

Optional Side Panel (C)

Standard Sizes (C x height)	Width Adjustment	Price Exc. VAT	Price Inc. VAT	Order Code
700 x 2000	655 - 690	£404.00	£484.80	LK810-070S
750 x 2000	705 - 740	£411.00	£493.20	LK810-075S
800 x 2000	755 - 790	£420.00	£504.00	LK810-080S
900 x 2000	855 - 890	£447.00	£536.40	LK810-090S
1000 x 2000	955 - 990	£529.00	£634.80	LK810-100S

90° Bar Joining Kit for Side Panel	£49.00	£58.80	SK-65
------------------------------------	--------	--------	-------

20mm Extension Profile £36.00 Inc. VAT (LK8LEPS Silver)
The 300mm and 400mm Bypass Panels have a slight curvature (8mm only.)
All other Bypass Panels are flat.

All measurements are in mm



Classic Shower Screen

The ultimate in shower chic with one striking glass panel edged by an elegantly turned profile. Pure style, pure bliss.

from £716.40 Inc. VAT

LKSS1200S 1200mm Silver Shower Screen



Ceiling Bracing Kit.
£117.60 Inc. VAT - LKSS-C150
Can only be used at the
final points.



Specification and Prices

Standard Sizes (width x height)	Width Adjustment	Price Exc. VAT	Price Inc. VAT	Order Code Silver
700 x 1900 + 85	675 - 700	£597.00	£716.40	LKSS700S
800 x 1900 + 85	775 - 800	£648.00	£777.60	LKSS800S
900 x 1900 + 85	875 - 900	£674.00	£808.80	LKSS900S
1000 x 1900 + 85	975 - 1000	£714.00	£856.80	LKSS1000S
1200 x 1900 + 85	1175 - 1200	£806.00	£967.20	LKSS1200S

Optional Fixings:
Ceiling brace kit £117.60 Inc. VAT (LKSS-C150 Silver).
Extended bracing bar 1200mm in length £62.40 Inc. VAT (LKSS-C021 Silver).
Contact Lakes for advice.

All measurements are in mm



Walk-Ins
8mm Glass

Alassio

The practical and flexible solution of Alassio includes a unique glass panel that rotates over 90 degrees each way from the centre point. This showering space is ideal for wet rooms or bathrooms where easy access is important. The wide opening makes cleaning a lot easier too!

from £541.20 Inc. VAT

LK850-070S 700mm Alassio Hinged Shower Panel



LK850-070S 700mm Alassio Hinged Shower Panel rotated to the right



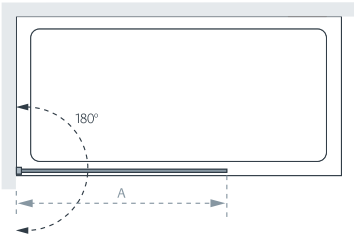
LK850-070S 700mm Alassio Hinged Shower Panel rotated to the left

Specification and Prices

Hinged Shower Panel (A)

Standard Sizes (A x height)	Width Adjustment	Price Exc. VAT	Price Inc. VAT	Order Code
700 x 1900	675 - 700	£451.00	£541.20	LK850-070S
800 x 1900	775 - 800	£484.00	£580.80	LK850-080S
900 x 1900	875 - 900	£519.00	£622.80	LK850-090S
1000 x 1900	975 - 1000	£554.00	£664.80	LK850-100S

All measurements are in mm



Hinged Shower Panel

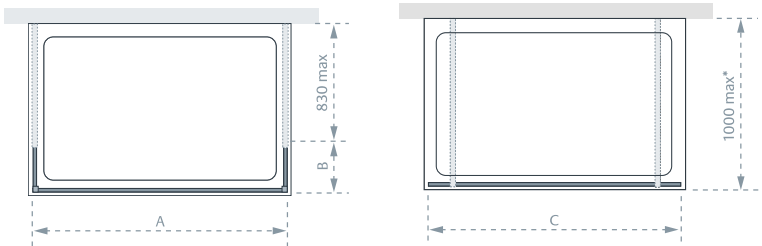
Walk-Ins
8mm Glass



Riviera

Make a statement in a larger bathroom and let this free-standing design take centre stage. Perfect for walk-in, walk-out showering in style.

from £548.40 Inc. VAT



Shower Panel & Bypass Panels

* 1200 bar available for purchase separately
Shower Panel only

Specification and Prices

Shower Panel (A)

Standard Sizes (A x height)	Width – No Adjustment	Price Exc. VAT	Price Inc. VAT	Order Code
1100 x 2000	1078	£567.00	£680.40	LK811-110S
1200 x 2000	1178	£611.00	£733.20	LK811-120S
1400 x 2000	1378	£650.00	£780.00	LK811-140S

Please Note: To create your Riviera showering space you will need to select:

- one product from the first table and two identical products from the second table; or
- one product from the third table.

Bypass Panel (B) Two Required – one at each side

Standard Sizes (B x height)	Width – No Adjustment	Price Exc. VAT	Price Inc. VAT	Order Code
200 x 2000*	200	£204.00	£244.80	LK812-20S
320 x 2000	320	£218.00	£261.60	LK812-32S
400 x 2000	397	£232.00	£278.40	LK812-40S

Shower Panel only (C) Without bypass panels

Standard Sizes (B x height)	Width – No Adjustment	Price Exc. VAT	Price Inc. VAT	Order Code
950 x 2000	950	£457.00	£548.40	LK819-095S
1050 x 2000	1050	£480.00	£576.00	LK819-105S
1150 x 2000	1150	£508.00	£609.60	LK819-115S
1350 x 2000	1350	£561.00	£673.20	LK819-135S

20mm Extension Profile £36.00 Inc. VAT (LK8LEPS Silver) – see page 185.

*Should be used on tray depths of ≤750mm to ensure suitable opening is available.

All measurements are in mm

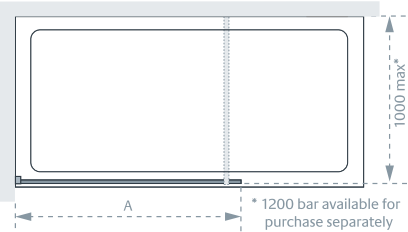


Pure
Vue^{HD}
Clearly
Superior
Glass

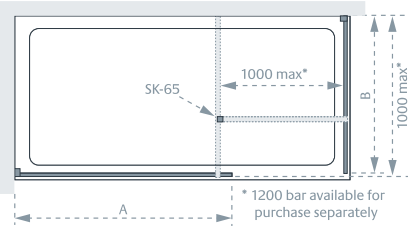
LK810-120S 1200mm Cannes Shower Screen

Cannes

Let the beauty of your bathroom décor shine through
with the luxury of our simple Cannes screen.
from £309.60 Inc. VAT



Shower Panel



Shower Panel & Side Panel



Ceiling Bracing Kit
£211.20 Inc. VAT
W10-040

Specification and Prices

Shower Panel (A) & Optional Side Panel (B)

Standard Sizes (A / B x height)	Width Adjustment	Price Exc. VAT	Price Inc. VAT	Order Code
200 x 2000*	200 - 215	£258.00	£309.60	LK810-020S
320 x 2000*	320 - 335	£286.00	£343.20	LK810-032S
400 x 2000*	395 - 410	£305.00	£366.00	LK810-040S
500 x 2000*	495 - 510	£331.00	£397.20	LK810-050S
600 x 2000*	595 - 610	£355.00	£426.00	LK810-060S
700 x 2000	655 - 690	£404.00	£484.80	LK810-070S
750 x 2000	705 - 740	£411.00	£493.20	LK810-075S
800 x 2000	755 - 790	£420.00	£504.00	LK810-080S
900 x 2000	855 - 890	£447.00	£536.40	LK810-090S
1000 x 2000	955 - 990	£529.00	£634.80	LK810-100S
1100 x 2000	1065 - 1100	£557.00	£668.40	LK810-110S
1200 x 2000	1165 - 1200	£583.00	£699.60	LK810-120S
1400 x 2000	1365 - 1400	£621.00	£745.20	LK810-140S

10mm glass variants

700 x 2000	655 - 690	£546.00	£655.20	LK1010-070S
800 x 2000	755 - 790	£578.00	£693.60	LK1010-080S
900 x 2000	855 - 890	£617.00	£740.40	LK1010-090S
1000 x 2000	955 - 990	£653.00	£783.60	LK1010-100S
1100 x 2000	1065 - 1100	£690.00	£828.00	LK1010-110S
1200 x 2000	1165 - 1200	£726.00	£871.20	LK1010-120S

90° Bar Joining Kit for Side Panel	£49.00	£58.80	SK-65
*Bracing Kit (required when used as side panel)	£117.00	£140.40	W8-052
Extended Bracing Bar (1200mm)	£54.00	£64.80	E352-120
Optional Ceiling Bracing Kit (suitable for 8 or 10mm glass)	£176.00	£211.20	W10-040

*200-600mm sizes supplied without bracing bar – Bracing Kit (W8-052) may be purchased separately.
20mm Extension Profile £36.00 Inc. VAT (LK8LEPS Silver) – see page 185.
Call Lakes for prices and specifications on our MIRROR™ finish.

All measurements are in mm

A woman with long hair, wearing a denim jacket, is sitting at a desk. She is looking at a laptop screen and holding a white mug. On the desk, there is a laptop, a white mug, and some papers. In the background, a bag is hanging on the wall. The image has a blue tint.

A Stylish Statement Showering space

Onyx

COLLECTION

Stylish and modern, the matt black finish of Onyx creates a high-impact design for a statement showering space.



LK851-120 1200mm Horizon Single Panel Walk-In

Horizon Single Panel Walk-in

The simplicity and clean lines of the Onyx screen gives an uninterrupted view of your bathroom. Available with Horizon-style stripes (as shown) or in matt black.

from £484.80 Inc. VAT

Specification and Prices

Shower Panel (A) & Optional Side Panel (B)

Standard Sizes (A / B x height)	Width Adjustment	Price Exc. VAT	Price Inc. VAT	Order Code
700 x 2000	655 - 690	£404.00	£484.80	LK810-070B
800 x 2000	755 - 790	£420.00	£504.00	LK810-080B
900 x 2000	855 - 890	£447.00	£536.40	LK810-090B
1000 x 2000	955 - 990	£529.00	£634.80	LK810-100B
1100 x 2000	1065 - 1100	£557.00	£668.40	LK810-110B
1200 x 2000	1165 - 1200	£583.00	£699.60	LK810-120B

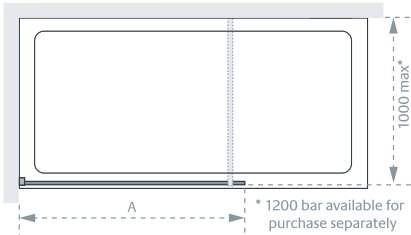
Horizon Panel (A)

Standard Sizes (A / B x height)	Width Adjustment	Price Exc. VAT	Price Inc. VAT	Order Code
800 x 2000	755 - 790	£462.00	£554.40	LK851-080
900 x 2000	855 - 890	£492.00	£590.40	LK851-090
1000 x 2000	955 - 990	£582.00	£698.40	LK851-100
1100 x 2000	1065 - 1100	£613.00	£735.60	LK851-110
1200 x 2000	1165 - 1200	£641.00	£769.20	LK851-120

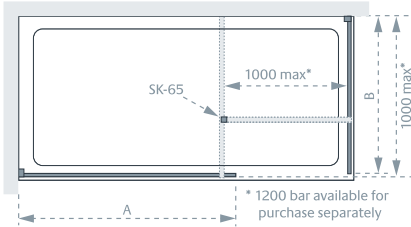
Black 90° Bar Joining Kit for Side Panel	£49.00	£58.80	SK-65B
*Black Bracing Kit (required when used as side panel)	£117.00	£140.40	W8-052B
Black Extended Bracing Bar (1200mm)	£54.00	£64.80	E352B-120
Black Optional Ceiling Bracing Kit (suitable for 8 or 10mm glass)	£176.00	£211.20	W10-040B

20mm Extension Profile £36.00 Inc. VAT (LK8LEPB Black) – see page 185.
Side Panel Walk-in available with or without Horizon stripes.

All measurements are in mm



Shower Panel



Shower Panel & Side Panel



Matt black Single Panel Walk-In



Ceiling Bracing Kit
£211.20 Inc. VAT
W10-040B



LK810-070B 700mm Shower Panel with 200mm Hinged Bypass Panel

The addition of a hinged bypass panel protects your bathroom from splashes while providing easy walk-in access. Available with Horizon-style horizontal stripes or without for a classic look (as shown).

from £831.60 Inc. VAT

Specification and Prices

Shower Panel (A)

Standard Sizes (A x height)	Width Adjustment	Price Exc. VAT	Price Inc. VAT	Order Code
700 x 2000	670 - 705	£404.00	£484.80	LK810-070B
800 x 2000	770 - 805	£420.00	£504.00	LK810-080B
900 x 2000	870 - 905	£447.00	£536.40	LK810-090B
1000 x 2000	970 - 1005	£529.00	£634.80	LK810-100B
1100 x 2000	1080 - 1115	£557.00	£668.40	LK810-110B
1200 x 2000	1180 - 1215	£583.00	£699.60	LK810-120B

Hinged Bypass Panel (B)

Standard Sizes (B x height)	Width – No Adjustment	Price Exc. VAT	Price Exc. VAT	Order Code
300 x 2000	300	£289.00	£346.80	LK827-30B

Horizon Hinged Bypass Panel (B)

Standard Sizes (B x height)	Width – No Adjustment	Price Exc. VAT	Price Exc. VAT	Order Code
300 x 2000	300	£318.00	£381.60	LK852-30

Optional Side Panel (C)

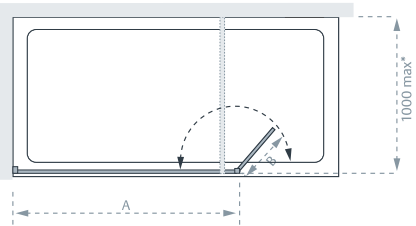
Standard Sizes (C x height)	Width Adjustment	Price Exc. VAT	Price Inc. VAT	Order Code
700 x 2000	655 - 690	£404.00	£484.80	LK810-070B
750 x 2000	705 - 740	£420.00	£504.00	LK810-080B
800 x 2000	755 - 790	£447.00	£536.40	LK810-090B
900 x 2000	855 - 890	£529.00	£634.80	LK810-100B
1000 x 2000	955 - 990	£583.00	£668.40	LK810-120B

Black 90° Bar Joining Kit for Side Panel	£49.00	£58.80	SK-65B
--	--------	--------	--------

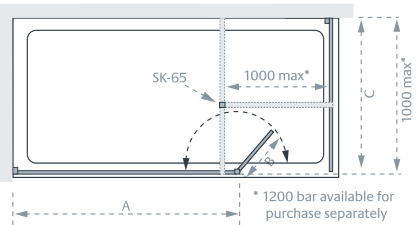
20mm Extension Profile £36.00 Inc. VAT (LK8LEPB Black)

All measurements are in mm

Please Note: To create your showering space you will need to select one product from each of the first two tables.



Shower Panel & Bypass Panel



Shower Panel & Bypass Panel & Side Panel



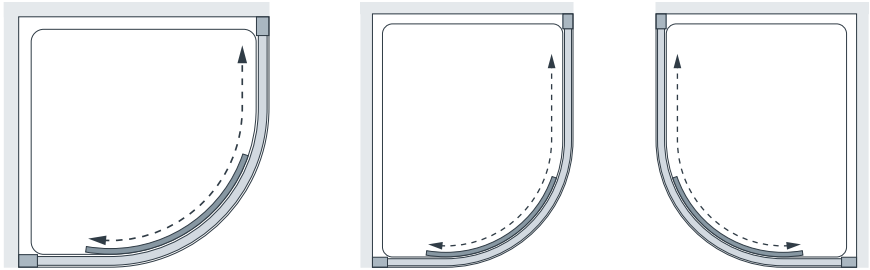
Horizon-style horizontal stripes



Single Door Quadrant

The matt black finish of the Wave single door quadrant combines a bold style statement with a spacious yet compact showering space.

from £844.80 Inc. VAT



Single Door Quadrant Offset Left-Hand Tray Offset Right-Hand Tray

Specification and Prices

Single Door Quadrant

You must order BOTH product codes for your chosen size.

Standard Sizes (width x height)	Width Adjustment	Door Opening	Curve fixed panel size	Flat fixed panel size	Price Exc. VAT	Price Inc. VAT	Order Codes
800 x 1950	765-790	400	445	205	£704.00	£844.80	1 x WAVRSD080B & 1 x WAVRSDDG
900 x 1950	865-890	500	545	305	£744.00	£892.80	1 x WAVRSD090B & 1 x WAVRSDDG

Offset Single Door Quadrant

You must order BOTH product codes for your chosen size.

Standard Sizes (w x d x h)	Width Adjustment	Door Opening	Curve fixed panel size	Flat fixed panel size	Price Exc. VAT	Price Inc. VAT	Order Codes
900 x 800 x 1950	865-890 & 765-790	500	545	205	£752.00	£902.40	1 x WAVRSD098B & 1 x WAVRSDDG
1000 x 800 x 1950	965-990 & 765-790	500	645	205	£816.00	£979.20	1 x WAVRSD108B & 1 x WAVRSDDG
1200 x 800 x 1950	1165-1190 & 765-790	500	845	205	£873.00	£1,047.60	1 x WAVRSD128B & 1 x WAVRSDDG
1200 x 900 x 1950	1165-1190 & 865-890	500	845	305	£889.00	£1,066.80	1 x WAVRSD129B & 1 x WAVRSDDG

15mm Extension Profile £43.20 Inc. VAT (WAVLEPB Black) – see page 185.
Note: Door closure is to ‘flat’ fixed panel only.

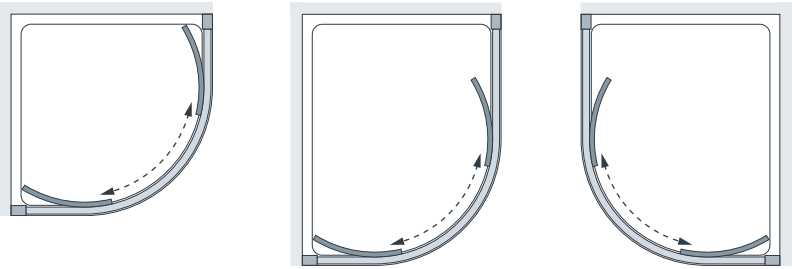
All measurements are in mm



Double Door Quadrant

As the black-framed doors slide back, step into the generous space offered by this corner showering space.

from £784.80 Inc. VAT



Double Door Quadrant Offset Left-Hand Tray Offset Right-Hand Tray

Specification and Prices

Double Door Quadrant

You must order BOTH product codes for your chosen size.

Standard sizes (width x height)	Width Adjustment	Door Opening	Price Exc. VAT	Price Inc. VAT	Order Codes
800 x 1950	765-790	390	£654.00	£784.80	1 x WAVR080B & 1 x WAVRDG
900 x 1950	865-890	550	£670.00	£804.00	1 x WAVR090B & 1 x WAVRDG

Offset Quadrant

You must order BOTH product codes for your chosen size.

Standard sizes (w x d x h)	Width Adjustment	Door Opening	Price Exc. VAT	Price Inc. VAT	Order Codes
900 x 800 x 1950	865-890 & 765-790	470	£670.00	£804.00	1 x WAVR098B & 1 x WAVRDG
1000 x 800 x 1950	965-990 & 765-790	470	£718.00	£861.60	1 x WAVR108B & 1 x WAVRDG
1200 x 800 x 1950	1165-1190 & 765-790	470	£752.00	£902.40	1 x WAVR128B & 1 x WAVRDG
1200 x 900 x 1950	1165-1190 & 865-890	550	£770.00	£924.00	1 x WAVR129B & 1 x WAVRDG

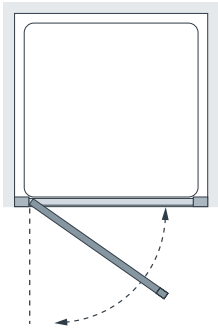
15mm Extension Profile £43.20 Inc. VAT (WAVLEPB Black) – see page 185.

All measurements are in mm



Hinged Door

Combining easy access with contemporary and elegant looks, the hinged door is the perfect choice for a recessed showering space.
from £552.00 Inc. VAT



Specification and Prices

Standard Sizes (width x height)	Width Adjustment	Door Opening	Door protrusion mm (90° open)	Price Exc. VAT	Price Inc. VAT	Order Code
700 x 1950	650-700	520	525	£460.00	£552.00	WAVH070B
750 x 1950	700-750	570	575	£487.00	£584.40	WAVH075B
800 x 1950	750-800	620	625	£509.00	£610.80	WAVH080B
900 x 1950	850-900	720	725	£540.00	£648.00	WAVH090B
1000 x 1950	950-1000	820	825	£570.00	£684.00	WAVH100B

15mm Extension Profile £43.20 Inc. VAT (WAVLEPB Black) – see page 185.
Compatible with Side Panel – see page 108.

All measurements are in mm



Slides Door

As the door slides to close with a whisper-quiet mechanism, the simple clean lines of the Wave slider will show off the beauty of your bathroom.
from £708.00 Inc. VAT



Specification and Prices

Where there are two codes you must order BOTH product codes for your chosen size.

Standard Sizes (width x height)	Width Adjustment	Door Opening	Price Exc. VAT	Price Inc. VAT	Order Codes
1000 x 1950	950-1000	365	£590.00	£708.00	WAVS100B
1100 x 1950	1050-1100	415	£610.00	£732.00	WAVS110B
1200 x 1950	1150-1200	465	£620.00	£744.00	WAVS120B
1400 x 1950	1350-1400	565	£670.00	£804.00	1 x WAVSF140B & 1 x WAVSDG140
1500 x 1950	1450-1500	615	£711.00	£853.20	1 x WAVSF150B & 1 x WAVSDG150
1600 x 1950	1550-1600	665	£711.00	£853.20	1 x WAVSF160B & 1 x WAVSDG160
1700 x 1950	1650-1700	715	£768.00	£921.60	1 x WAVSF170B & 1 x WAVSDG170

15mm Extension Profile £43.20 Inc. VAT (WAVLEPB Black) – see page 185.
Compatible with Side Panel – see page 108.

All measurements are in mm



Side Panel

The outstanding flexibility offered by a side panel, combined with the stylish matt black finish adds even more to this simple showering space complete with concealed fittings.

from £345.60 Inc. VAT

Specification and Prices

Standard Sizes (width x height)	Width Adjustment	Price Exc. VAT	Price Inc. VAT	Order Code
700 x 1950	665-700	£288.00	£345.60	WAVSP070B
750 x 1950	715-750	£304.00	£364.80	WAVSP075B
800 x 1950	765-800	£325.00	£390.00	WAVSP080B
900 x 1950	865-900	£352.00	£422.40	WAVSP090B
1000 x 1950	965-1000	£399.00	£478.80	WAVSP100B

15mm Extension Profile £43.20 Inc. VAT (WAVLEPB Black) – see page 185.

All measurements are in mm

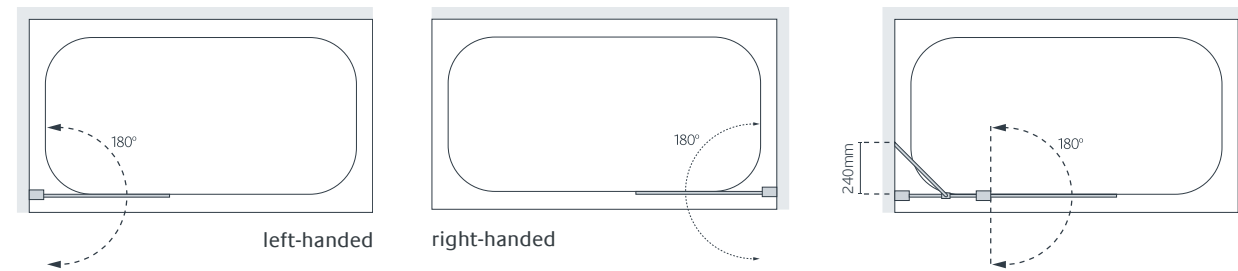
WAVSP080B 800mm Side Panel shown with 1000mm Slider Door and 1000mm Lakes Stone Cotswold Grey shower tray



Classic Square Bath Screen

For clean crisp lines, the square topped bath screen, available in one or two panel models, maximises flexibility.

from £374.40 Inc. VAT



Specification and Prices

Standard Sizes (width x height)	Width Adjustment	Price Exc. VAT	Price Inc. VAT	Order Code
800 x 1500	800 - 825	£312.00	£374.40	SS50B
944 (318 + 626) x 1500	945 - 970	£508.00	£609.60	SS60B

SS50 and SS60 also available in Silver - see Bath Screens, page 166.

All measurements are in mm



Classic Curved Bath Screen

With a gentle curve to the top of the screen, the bottom seal matches the matt black finish of the wall mount, sealing effectively against leaks.

from £352.80 Inc. VAT

SS10B Black Single Panel Curved Bath Screen

Specification and Prices

Standard Sizes (width x height)	Width Adjustment	Price Exc. VAT	Price Inc. VAT	Order Code Black
800 x 1400	800 - 825	£294.00	£352.80	SS10B

SS10 also available in Silver - see Bath Screens, page 164.

All measurements are in mm



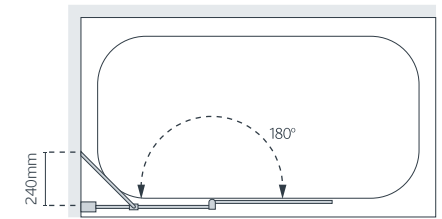
SS120S Curved Hinged Bath Screen

8mm Glass
Onyx

Classic Curved Hinged Bath Screen

Practical and stylish, the two panel, inward hinged bath screen offers ease of access and effective sealing.

from £598.80 Inc. VAT



Specification and Prices

Overall Size (width x height)	Fixed Panel (width adjustment)	Door (width)	Price Exc. VAT	Price Inc. VAT	Order Code
930 - 955 x 1400	540 - 565	390	£499.00	£598.80	SS120B

SS120 also available in Bath Screens, see page 170.

All measurements are in mm

8mm Glass
Onyx



Designed
for life's
journey

Coastline
COLLECTION

Designed with style for luxurious living, designed with easy maintenance
for carefree enjoyment, designed with perfect detailing for pure pleasure.
Designed to make every shower time well spent.

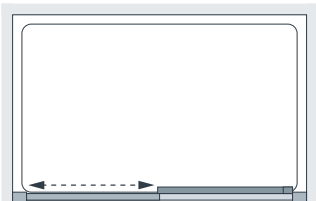


Talsi

Smooth in style and motion, the fluid nature of our Coastline slider perfectly embodies the versatility and design possibilities of this Collection.

from £1,066.80 Inc. VAT

1 x 8HS120S & 1 x 8HS120DG 1200mm Talsi Slider Shower Door



Specification and Prices

Standard Sizes (width x height)	Width Adjustment	Door Opening	Price Exc. VAT	Price Inc. VAT	Order Code
1000 x 2000	940 - 1000	360	£889.00	£1,066.80	1 x 8HS100S & 1 x 8HS100DG
1100 x 2000	1040 - 1100	410	£921.00	£1,105.20	1 x 8HS110S & 1 x 8HS110DG
1200 x 2000	1140 - 1200	460	£957.00	£1,148.40	1 x 8HS120S & 1 x 8HS120DG
1400 x 2000	1340 - 1400	560	£1,022.00	£1,226.40	1 x 8HS140S & 1 x 8HS140DG
1500 x 2000	1440 - 1500	610	£1,054.00	£1,264.80	1 x 8HS150S & 1 x 8HS150DG
1600 x 2000	1540 - 1600	660	£1,087.00	£1,304.40	1 x 8HS160S & 1 x 8HS160DG
1700 x 2000	1640 - 1700	710	£1,139.00	£1,366.80	1 x 8HS170S & 1 x 8HS170DG

20mm Extension Profile £46.80 Inc. VAT (8HLEPS Silver) – see page 185.
Compatible with Coastline Side Panel – see page 96.

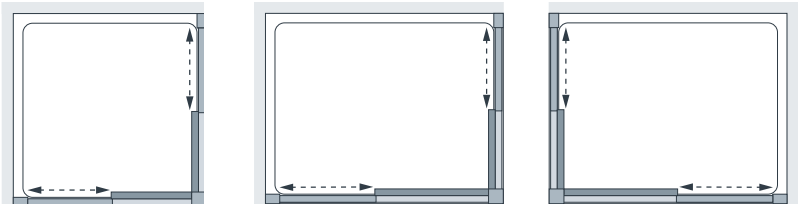
All measurements are in mm



Malmo

Our Coastline corner entry adds another perspective to the chic design of this Collection. Mix and match from the panel sizes to create your perfectly proportioned showering space.

from £1,200.00 Inc. VAT



Specification and Prices

Standard Sizes (width x height)	Width Adjustment	Price Exc. VAT*	Price Inc. VAT*	Order 2 sides for a complete enclosure
700 x 2000	660 - 690	£500.00	£600.00	8HC070S
750 x 2000	710 - 740	£534.00	£640.80	8HC075S
800 x 2000	750 - 780	£546.00	£655.20	8HC080S
900 x 2000	850 - 880	£582.00	£698.40	8HC090S
1000 x 2000	950 - 980	£617.00	£740.40	8HC100S

Door opening sizes

Panel Size	700	750	800	900	1000
700	330	345	360	400	442
750	345	365	385	423	463
800	360	385	395	436	475
900	400	423	436 ^B	465	506
1000	442 ^A	463	475	506	535

IMPORTANT: You must order any TWO product codes to create your chosen showering space. See example orders below:

Size (width x depth)	Door Opening Size	Price Exc. VAT	Price Inc. VAT	Order 2 sides for a complete enclosure
700 x 1000	See table above ^A	£1,117.00	£1,340.40	8HC070S & 8HC100S
800 x 900	See table above ^B	£1,128.00	£1,353.60	8HC080S & 8HC090S

20mm Extension Profile £46.80 Inc. VAT (8HLEPS Silver)

All measurements are in mm





8mm Glass
Coastline

Valmiera

Our Coastline quadrant and offset quadrant design is the perfect blend of functionality and beautiful seamless curves to make the most of aesthetics and available space.

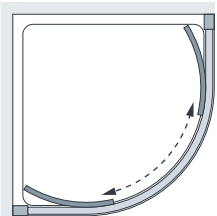
from £1,436.40 Inc. VAT




8mm Glass
Coastline

Quick Release for easy cleaning

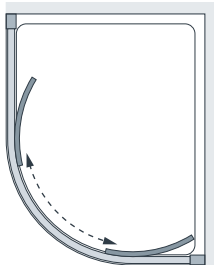
Many of our shower doors have a ‘quick release’ spring mechanism at the bottom to make it easy to clean around the base and hard to reach areas. Simply push the buttons to release the bottom of the doors and then click back into place when done.



Quadrant



Offset Left-Hand Tray



Offset Right-Hand Tray

Specification and Prices

Quadrant

You must order BOTH product codes for your chosen size.

Standard Sizes (width x height)	Width Adjustment	Door Opening	Price Exc. VAT	Price Inc. VAT	Order Code
800 x 2000	765 - 795	390	£1,197.00	£1,436.40	1 x 8HR080S & 1 x 8HRDG
900 x 2000	865 - 895	550	£1,243.00	£1,491.60	1 x 8HR090S & 1 x 8HRDG
1000 x 2000	965 - 995	550	£1,322.00	£1,586.40	1 x 8HR100S & 1 x 8HRDG

Offset Quadrant

You must order BOTH product codes for your chosen size.

Standard Sizes (w x d x h)	Width Adjustment	Door Opening	Price Exc. VAT	Price Inc. VAT	Order Code
900 x 800 x 2000	865-895 & 765-795	470	£1,234.00	£1,480.80	1 x 8HR098S & 1 x 8HRDG
1000 x 800 x 2000	965-995 & 765-795	470	£1,263.00	£1,515.60	1 x 8HR108S & 1 x 8HRDG
1200 x 800 x 2000	1165-1195 & 765-795	470	£1,339.00	£1,606.80	1 x 8HR128S & 1 x 8HRDG
1200 x 900 x 2000	1165-1195 & 865-895	550	£1,364.00	£1,636.80	1 x 8HR129S & 1 x 8HRDG

20mm Extension Profile £46.80 Inc. VAT (8HLEPS Silver) – see page 185.

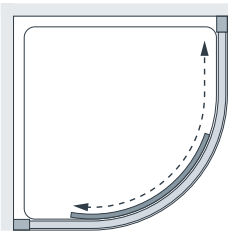
All measurements are in mm



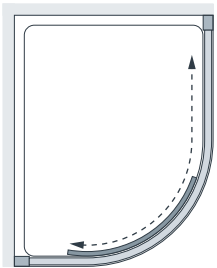
Sorong

As a pure quadrant or offset, the single-door Sorong is a harmonious blend of clean lines and gentle curves.

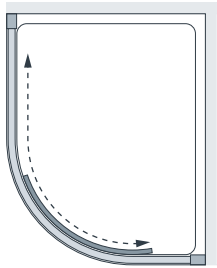
from £1,578.00 Inc. VAT



Single Door Quadrant



Offset Left-Hand Tray



Offset Right-Hand Tray

Specification and Prices

Quadrant

You must order BOTH product codes for your chosen size.

Standard Sizes (width x height)	Width Adjustment	Door Opening	Price Exc. VAT	Price Inc. VAT	Order Code
800 x 2000	765 - 795	400	£1,315.00	£1,578.00	1 x 8HRSD080S & 1 x 8HRSDDG
900 x 2000	865 - 895	500	£1,367.00	£1,640.40	1 x 8HRSD090S & 1 x 8HRSDDG
1000 x 2000	965 - 995	500	£1,455.00	£1,746.00	1 x 8HRSD100S & 1 x 8HRSDDG

Offset Quadrant

You must order BOTH product codes for your chosen size.

Standard Sizes (w x d x h)	Width Adjustment	Door Opening	Price Exc. VAT	Price Inc. VAT	Order Code
900 x 760 x 2000	865-895 & 725-755	500	£1,344.00	£1,612.80	1 x 8HRSD0976S & 1 x 8HRSDDG
900 x 800 x 2000	865-895 & 765-795	500	£1,357.00	£1,628.40	1 x 8HRSD098S & 1 x 8HRSDDG
1000 x 800 x 2000	965-995 & 765-795	500	£1,387.00	£1,664.20	1 x 8HRSD108S & 1 x 8HRSDDG
1200 x 800 x 2000	1165-1195 & 765-795	500	£1,473.00	£1,767.60	1 x 8HRSD128S & 1 x 8HRSDDG
1200 x 900 x 2000	1165-1195 & 865-895	500	£1,498.00	£1,797.60	1 x 8HRSD129S & 1 x 8HRSDDG

20mm Extension Profile £46.80 Inc. VAT (8HLEPS Silver)

All measurements are in mm



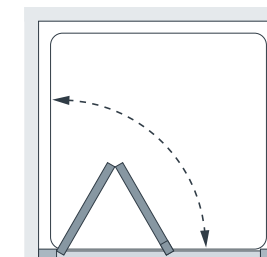


8mm Glass
Coastline

Bergen

Our Coastline bi-fold enhances the illusion of space without sacrificing elegance or style. Whether in an alcove or corner, it provides a sophisticated design solution.
from £1,174.80 Inc. VAT

8HB090S 900mm Bergen Bi-Fold Shower Door




Specification and Prices

Standard Sizes (width x height)	Width Adjustment	Door Opening	Price Exc. VAT	Price Inc. VAT	Order Code
700 x 2000	660 - 720	390	£979.00	£1,174.80	8HB070S
750 x 2000	720 - 780	450	£1,051.00	£1,261.20	8HB075S
800 x 2000	760 - 820	490	£1,092.00	£1,310.40	8HB080S
900 x 2000	840 - 900	570	£1,178.00	£1,413.60	8HB090S
1000 x 2000	940 - 1000	670	£1,279.00	£1,534.80	8HB100S

20mm Extension Profile £46.80 Inc. VAT (8HLEPS Silver)
Compatible with Coastline Side Panel – see page 96.

All measurements are in mm

8mm Glass
Coastline

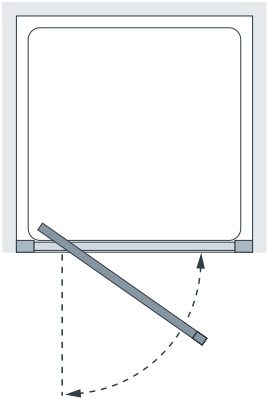




Narva

Whether combined with a side panel, or installed in an alcove, the slim profile of this pivot door underpins its sleek design.

from £744.00 Inc. VAT



Specification and Prices

Standard Sizes (width x height)	Width Adjustment	Door Opening	Price Exc. VAT	Price Inc. VAT	Order Code
700 x 2000	660 - 720	423	£620.00	£744.00	8HP070S
750 x 2000	720 - 780	483	£643.00	£771.60	8HP075S
800 x 2000	760 - 820	513	£654.00	£784.80	8HP080S
900 x 2000	840 - 900	553	£684.00	£820.80	8HP090S
1000 x 2000	940 - 1000	603	£721.00	£865.20	8HP100S

20mm Extension Profile £46.80 Inc. VAT (8HLEPS Silver)
Compatible with Coastline Side Panel – see page 96.

All measurements are in mm



6mm Glass
Coastline

Coastline
side panel

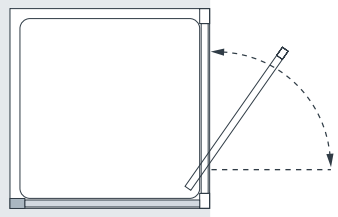
A simple, yet beautifully designed panel that complements our Coastline doors, and makes your bathroom vision a reality, no matter what the plan or dimensions of your space.
from £511.20 Inc. VAT



Specification and Prices

These side panels are available exclusively for use with the Coastline Collection. The panel is compatible with these models:

Code	Page	Code	Page	Code	Page
8HB	92	8HP	94	8HS	84



Standard Sizes (width x height)	Width Adjustment	Price Exc. VAT	Price Inc. VAT	Order Code
700 x 2000	670 - 700	£426.00	£511.20	8HSP070S
750 x 2000	720 - 750	£441.00	£529.20	8HSP075S
800 x 2000	770 - 800	£457.00	£548.40	8HSP080S
900 x 2000	870 - 900	£490.00	£588.00	8HSP090S
1000 x 2000	970 - 1000	£518.00	£621.60	8HSP100S

20mm Extension Profile £46.80 Inc. VAT (8HLEPS Silver)

All measurements are in mm



6mm Glass
Coastline



Precision engineered,
Stylishly designed

Wave
COLLECTION

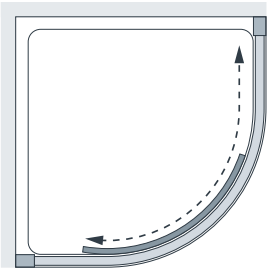
Attention to detail is important. The precision engineered Wave Collection strikes a perfect balance between function and stylish design.



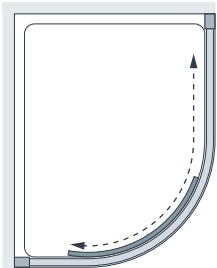
Single Door Quadrant

With a stunning polished aluminium finish, our single door quadrant combines bold styling and a spacious yet unobtrusive showering space.

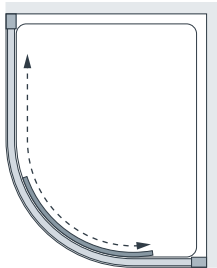
from £892.80 Inc. VAT



Single Door Quadrant



Offset Left-Hand Tray



Offset Right-Hand Tray

Specification and Prices

Single Door Quadrant

You must order BOTH product codes for your chosen size.

Standard Sizes (width x height)	Width Adjustment	Door Opening	Curve fixed panel size	Flat fixed panel size	Price Exc. VAT	Price Inc. VAT	Order Codes
800 x 1950	765-790	400	445	205	£704.00	£844.80	1 x WAVRSD080S & 1 x WAVRSDDG
900 x 1950	865-890	500	545	305	£744.00	£892.80	1 x WAVRSD090S & 1 x WAVRSDDG

Offset Single Door Quadrant

You must order BOTH product codes for your chosen size.

Standard Sizes (w x d x h)	Width Adjustment	Door Opening	Curve fixed panel size	Flat fixed panel size	Price Exc. VAT	Price Inc. VAT	Order Codes
900 x 800 x 1950	865-890 & 765-790	500	545	205	£752.00	£902.40	1 x WAVRSD098S & 1 x WAVRSDDG
1000 x 800 x 1950	965-990 & 765-790	500	645	205	£816.00	£979.20	1 x WAVRSD108S & 1 x WAVRSDDG
1200 x 800 x 1950	1165-1190 & 765-790	500	845	205	£873.00	£1,047.60	1 x WAVRSD128S & 1 x WAVRSDDG
1200 x 900 x 1950	1165-1190 & 865-890	500	845	305	£889.00	£1,066.80	1 x WAVRSD129S & 1 x WAVRSDDG

15mm Extension Profile £43.20 Inc. VAT (WAVLEPS Silver) – see page 185.

Note: Door closure is to ‘flat’ fixed panel only.

Also available in matt black as part of our Onyx Collection, see page 66.

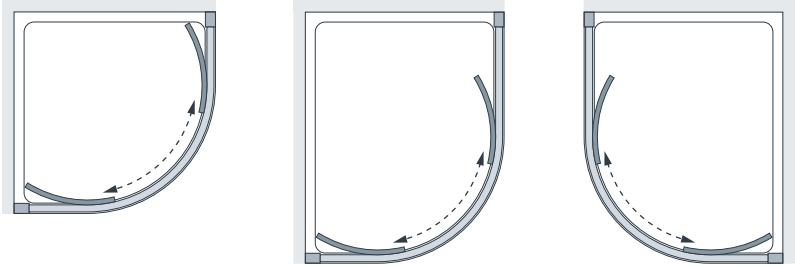
All measurements are in mm



Double Door Quadrant

As the doors effortlessly glide back, the generous space offered by this corner showering space beckons.

from £784.80 Inc. VAT



Double Door Quadrant Offset Left-Hand Tray Offset Right-Hand Tray

Specification and Prices

Double Door Quadrant

You must order BOTH product codes for your chosen size.

Standard sizes (width x height)	Width Adjustment	Door Opening	Price Exc. VAT	Price Inc. VAT	Order Codes
800 x 1950	765-790	390	£654.00	£784.80	1 x WAVR080S & 1 x WAVRDG
900 x 1950	865-890	550	£670.00	£804.00	1 x WAVR090S & 1 x WAVRDG

Offset Single Door Quadrant

You must order BOTH product codes for your chosen size.

Standard sizes (w x d x h)	Width Adjustment	Door Opening	Price Exc. VAT	Price Inc. VAT	Order Codes
900 x 800 x 1950	865-890 & 765-790	470	£670.00	£804.00	1 x WAVR098S & 1 x WAVRDG
1000 x 800 x 1950	965-990 & 765-790	470	£718.00	£861.60	1 x WAVR108S & 1 x WAVRDG
1200 x 800 x 1950	1165-1190 & 765-790	470	£752.00	£902.40	1 x WAVR128S & 1 x WAVRDG
1200 x 900 x 1950	1165-1190 & 865-890	550	£770.00	£924.00	1 x WAVR129S & 1 x WAVRDG

15mm Extension Profile £43.20 Inc. VAT (WAVLEPS Silver) – see page 185.
Also available in matt black as part of our Onyx Collection, see page 68.

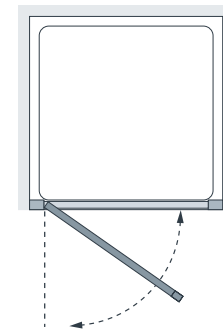
All measurements are in mm



Hinged Door

With easy access and understated looks, the hinged door is the perfect choice for a personal sanctuary or family showering space.

from £552.00 Inc. VAT



Specification and Prices

Standard Sizes (width x height)	Width Adjustment	Door Opening	Door protrusion mm (90° open)	Price Exc. VAT	Price Inc. VAT	Order Code
700 x 1950	650-700	520	525	£460.00	£552.00	WAVH070S
750 x 1950	700-750	570	575	£487.00	£584.40	WAVH075S
800 x 1950	750-800	620	625	£509.00	£610.80	WAVH080S
900 x 1950	850-900	720	725	£540.00	£648.00	WAVH090S
1000 x 1950	950-1000	820	825	£570.00	£684.00	WAVH100S

15mm Extension Profile £43.20 Inc. VAT (WAVLEPS Silver) – see page 185.
Compatible with Wave Side Panel – see page 108.
Also available in matt black as part of our Onyx Collection, see page 70.

All measurements are in mm

WAVH100S 1000mm Hinged Door with Lakes Stone Anthracite shower tray



Slider Door

As the door slides close with barely a whisper, the simple clean lines of this showering space creates the perfect place to unwind and relax.

from £708.00 Inc. VAT



Specification and Prices

Where there are two codes you must order BOTH product codes for your chosen size.

Standard Sizes (width x height)	Width Adjustment	Door Opening	Price Exc. VAT	Price Inc. VAT	Order Codes
1000 x 1950	950-1000	365	£590.00	£708.00	WAVS100S
1100 x 1950	1050-1100	415	£610.00	£732.00	WAVS110S
1200 x 1950	1150-1200	465	£620.00	£744.00	WAVS120S
1400 x 1950	1350-1400	565	£670.00	£804.00	1 x WAVSF140S & 1 x WAVSDG140
1500 x 1950	1450-1500	615	£711.00	£853.20	1 x WAVSF150S & 1 x WAVSDG150
1600 x 1950	1550-1600	665	£711.00	£853.20	1 x WAVSF160S & 1 x WAVSDG160
1700 x 1950	1650-1700	715	£768.00	£921.60	1 x WAVSF170S & 1 x WAVSDG170

15mm Extension Profile £43.20 Inc. VAT (WAVLEPS Silver) – see page 185.
Compatible with Wave Side Panel – see page 108.
Also available in matt black as part of our Onyx Collection, see page 72.

All measurements are in mm





6mm Glass
Wave

6mm Glass
Wave

Specification and Prices

Standard Sizes (width x height)	Width Adjustment	Price Exc. VAT	Price Inc. VAT	Order Code
700 x 1950	665-700	£288.00	£345.60	WAVSP070S
750 x 1950	715-750	£304.00	£364.80	WAVSP075S
800 x 1950	765-800	£325.00	£390.00	WAVSP080S
900 x 1950	865-900	£352.00	£422.40	WAVSP090S
1000 x 1950	965-1000	£399.00	£478.80	WAVSP100S

15mm Extension Profile £43.20 Inc. VAT (WAVLEPS Silver) – see page 185.
Also available in matt black as part of our Onyx Collection, see page 74.

All measurements are in mm

WAVSP080S 800mm Side Panel shown with 1000mm Wave Slider Door and 1000mm Lakes Stone Cotswold Grey shower tray

Side Panel

Side panels offer fantastic flexibility. Combined with a striking smooth finish and concealed fittings, it offers a seamless, integrated showering space.

from £345.60 Inc. VAT

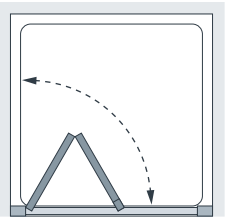


WAVB090S 900mm Silver Bi-Fold Door, Semi-framed

Bi-fold Door

Semi-framed

With great access, the benefits of a bi-fold are clear to see. Offering a versatile space-saving solution, the inward opening mechanism doesn't intrude into the bathroom.
from £666.00 Inc. VAT



Specification and Prices

Standard Sizes (width x height)	Width Adjustment	Door Opening	Price Exc. VAT	Price Inc. VAT	Order Code Silver
700 x 1950	660 - 720	425	£555.00	£666.00	WAVB070S
750 x 1950	720 - 780	485	£578.00	£693.60	WAVB075S
800 x 1950	760 - 820	525	£610.00	£732.00	WAVB080S
900 x 1950	840 - 900	605	£648.00	£777.60	WAVB090S
1000 x 1950	940 - 1000	705	£698.00	£837.60	WAVB100S

15mm Extension Profile £43.20 Inc. VAT (WAVLEPS)
Special height doors can be manufactured to order with an additional surcharge.
Compatible with Wave Side Panel, Framed – see page 154.

All measurements are in mm

A man is seen from the side, looking out of a rounded rectangular window on a train. The scene is bathed in a teal color. The man is holding a magazine titled 'POCHTIES' and another document. The background outside the window is blurred, suggesting motion.

Space to breathe,
when the
door closes

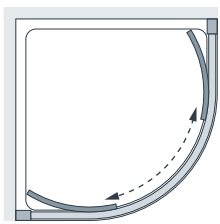
Classic
COLLECTION

It's your time to be yourself, it's your showering space.
How do you want it? Stylish and practical? Smart and
affordable? Create a space that moves you.

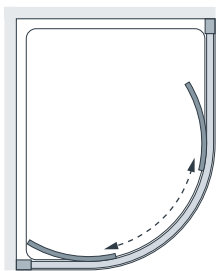


Low threshold
Double Door Quadrant

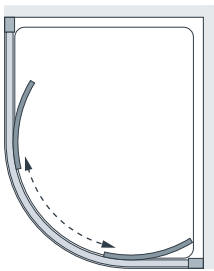
The practical low threshold gives easier access to this spacious Quadrant, whichever layout option you choose.
Ideal for wet rooms too.
from £1,052.40 Inc. VAT



Double Door Quadrant



Offset Left-Hand Tray



Offset Right-Hand Tray



Alternative Chrome Plate
Stainless Steel Loop Handle
£36.00 Inc. VAT
SK-130

Specification and Prices

Quadrant

Standard Sizes (width x height)	Width Adjustment	Door Opening	Price Exc. VAT	Price Inc. VAT	Previous Code	Order Code
800 x 1850	765 - 795	370	£877.00	£1,052.40	LKV3R080S	1 x CLV3R080S & 1 x CLV3RDG
900 x 1850	865 - 895	530	£900.00	£1,080.00	LKV3R090S	1 x CLV3R090S & 1 x CLV3RDG
1000 x 1850	965 - 995	530	£920.00	£1,104.00	LKV3R100S	1 x CLV3R100S & 1 x CLV3RDG

Offset Quadrant

Standard Sizes (width x height)	Width Adjustment	Door Opening	Price Exc. VAT	Price Inc. VAT	Previous Code	Order Code Left-Hand	Order Code Right-Hand
900 x 800 x 1850	865-895 x 765-795	450	£900.00	£1,080.00	LKV3R98LS / LKV3R98RS	1 x CLV3R098LS & 1 x CLV3RDG	1 x CLV3R098RS & 1 x CLV3RDG
1000 x 800 x 1850	965-995 x 765-795	450	£963.00	£1,155.60	LKV3R108LS / LKV3R108RS	1 x CLV3R108LS & 1 x CLV3RDG	1 x CLV3R108RS & 1 x CLV3RDG
1200 x 800 x 1850	1165-1195 x 765-795	450	£1,010.00	£1,212.00	LKV3R128LS / LKV3R128RS	1 x CLV3R128LS & 1 x CLV3RDG	1 x CLV3R128RS & 1 x CLV3RDG
1200 x 900 x 1850	1165-1195 x 865-895	530	£1,030.00	£1,236.00	LKV3R129LS / LKV3R129RS	1 x CLV3R129LS & 1 x CLV3RDG	1 x CLV3R129RS & 1 x CLV3RDG

Please note: fixed panels are 6mm glass, door panels are 8mm glass.
30mm Extension Profile £40.80 Inc. VAT (LEPS Silver)
Alternative Bright Chrome Plate Finish Stainless Steel Loop Handle £36.00 Inc. VAT (SK-130)
Compatible with Classic Side Panel, Framed – see page 154.

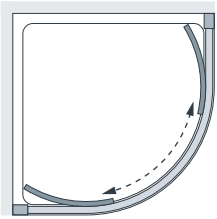
All measurements are in mm



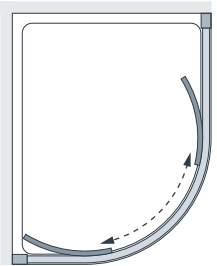
Double Door Quadrant

Designed with affordability in mind, the handsome curves of this corner design and spacious offset option are complemented by a subtly rounded profile.

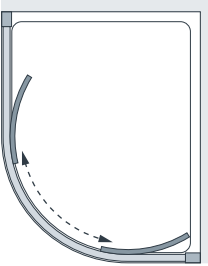
from £781.20 Inc. VAT



Double Door Quadrant



Offset Left-Hand Tray



Offset Right-Hand Tray



Alternative Chrome Plate
Stainless Steel Loop Handle
£36.00 Inc. VAT
SK-130

Specification and Prices

Quadrant

Standard Sizes (width x height)	Width Adjustment	Door Opening	Price Exc. VAT	Price Inc. VAT	Previous Code	Order Code
800 x 1850	765 - 795	370	£651.00	£781.20	LKV2R800S	1 x CLV2R080S & 1 x CLV2RDG
900 x 1850	865 - 895	530	£667.00	£800.40	LKV2R900S	1 x CLV2R090S & 1 x CLV2RDG
1000 x 1850	965 - 995	530	£683.00	£819.60	LKV2R1000S	1 x CLV2R100S & 1 x CLV2RDG

Offset Quadrant

Standard Sizes (width x height)	Width Adjustment	Door Opening	Price Exc. VAT	Price Inc. VAT	Previous Code	Order Code
900 x 800 x 1850	865-895 x 765-795	450	£667.00	£800.40	LKV2R900800S	1 x CLV2R098S & 1 x CLV2RDG
1000 x 800 x 1850	965-995 x 765-795	450	£715.00	£858.00	LKV2R1000800S	1 x CLV2R108S & 1 x CLV2RDG
1200 x 800 x 1850	1165-1195 x 765-795	450	£749.00	£898.80	LKV2R1200800S	1 x CLV2R128S & 1 x CLV2RDG
1200 x 900 x 1850	1165-1195 x 865-895	530	£767.00	£920.40	LKV2R1200900S	1 x CLV2R129S & 1 x CLV2RDG

30mm Extension Profile £40.80 Inc. VAT (LEPS Silver)
Alternative Bright Chrome Plate Finish Stainless Steel Loop Handle £36.00 Inc. VAT (SK-130)

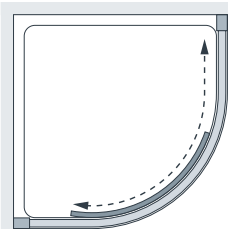
All measurements are in mm



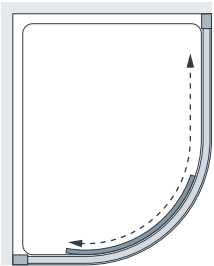
CLSDV2R129S & CLSDV2RDG 1200x900mm Silver Single Door Quadrant

Single Door Quadrant

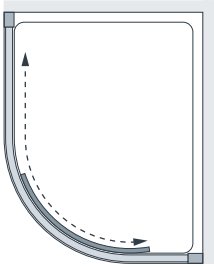
An elegant and practical solution for corner spaces
in smaller bathrooms or ensuites.
from £840.00 Inc. VAT




Single Door Quadrant



Offset Left-Hand Tray



Offset Right-Hand Tray



Alternative Chrome Plate
Stainless Steel Loop Handle
£36.00 Inc. VAT
SK-130

Specification and Prices

Quadrant

Standard Sizes (width x height)	Width Adjustment	Door Opening	Price Exc. VAT	Price Inc. VAT	Previous Code	Order Code
800 x 1900	765 - 795	400	£700.00	£840.00	SDV2R080S	1 x CLSDV2R080S & 1 x CLSDV2RDG
900 x 1900	865 - 895	500	£740.00	£888.00	SDV2R090S	1 x CLSDV2R090S & 1 x CLSDV2RDG
1000 x 1900	965 - 995	500	£787.00	£944.40	SDV2R100S	1 x CLSDV2R100S & 1 x CLSDV2RDG

Offset Quadrant

Standard Sizes (width x height)	Width Adjustment	Door Opening	Price Exc. VAT	Price Inc. VAT	Order Code Silver	Order Code Silver
900 x 760 x 1900	865-895 x 725-755	500	£749.00	£898.80	SDV2R0976S	1 x CLSDV2R0976S & 1 x CLSDV2RDG
900 x 800 x 1900	865-895 x 765-795	500	£772.00	£926.40	SDV2R098S	1 x CLSDV2R098S & 1 x CLSDV2RDG
1000 x 800 x 1900	965-995 x 765-795	500	£813.00	£975.60	SDV2R108S	1 x CLSDV2R108S & 1 x CLSDV2RDG
1200 x 800 x 1900	1165-1195 x 765-795	500	£870.00	£1,044.00	SDV2R128S	1 x CLSDV2R128S & 1 x CLSDV2RDG
1200 x 900 x 1900	1165-1195 x 865-895	500	£885.00	£1,062.00	SDV2R129S	1 x CLSDV2R129S & 1 x CLSDV2RDG

Note: Door closure is to 'flat' fixed panel only.
Alternative Bright Chrome Plate Finish Stainless Steel Loop Handle £36.00 Inc. VAT (SK-130)

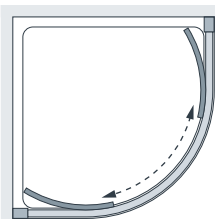
All measurements are in mm



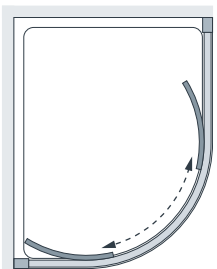
Easy-fit Quadrant

Our original quadrant design is precision engineered for easier installation while making the best use of the available space in any bathroom.

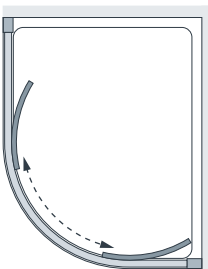
from £1,154.40 Inc. VAT



Easy-fit Quadrant



Offset Left-Hand Tray



Offset Right-Hand Tray



Alternative Chrome Plate
Stainless Steel Loop Handle
£36.00 Inc. VAT
SK-130

Specification and Prices

Quadrant

Standard Sizes (width x height)	Width Adjustment	Door Opening	Price Exc. VAT	Price Inc. VAT	Previous Code	Order Code Silver	Order Code White
800 x 1850	765 - 790	370	£962.00	£1,154.40	LKR800S	2 x CLR080S	2 x CLR080W
900 x 1850	865 - 890	530	£998.00	£1,197.60	LKR900S	2 x CLR090S	2 x CLR090W
1000 x 1850	965 - 990	530	£1,034.00	£1,240.80	LKR1000S	2 x CLR100S	2 x CLR100W

Offset Quadrant

Standard Sizes (width x height)	Width Adjustment	Door Opening	Price Exc. VAT	Price Inc. VAT	Previous Code	Order Code Silver	Order Code White
900 x 800 x 1850	865-890 x 765-790	450	£980.00	£1,176.00	LKR900800S	1 x CLR090S & 1 x CLR080S	1 x CLR090W & 1 x CLR080W
1000 x 800 x 1850	965-990 x 765-790	450	£999.00	£1,198.00	LKR1000800S	1 x CLR100S & 1 x CLR080S	1 x CLR100W & 1 x CLR080W
1200 x 800 x 1850	1165-1190 x 765-790	450	£1,286.00	£1,543.20	LKR1200800S	1 x CLR120S & 1 x CLR080S	1 x CLR120W & 1 x CLR080W
1200 x 900 x 1850	1165-1190 x 865-890	530	£1,304.00	£1,564.80	LKR1200900S	1 x CLR120S & 1 x CLR090S	1 x CLR120W & 1 x CLR090W

30mm Quadrant Extension Profile £56.40 inc. VAT (LKR-C001 Silver)
Special height doors can be manufactured to order with an additional surcharge.
Alternative Bright Chrome Plate Finish Stainless Steel Loop Handle £36.00 Inc. VAT (SK-130)

All measurements are in mm



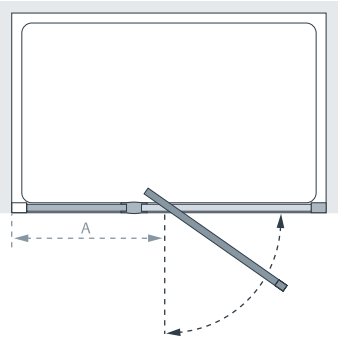
LKVP100S 1000mm Silver Pivot Door with integrated In-line Panel, Semi-framed

Pivot Door

with integrated
In-line panel

The seamless finish of this semi-framed pivot door is ideal for a wider showering space, with no profile between the door and the adjacent in-line panel.

from £709.20 Inc. VAT



Alternative Chrome Plate
Stainless Steel Loop Handle
£36.00 Inc. VAT
SK-130

Specification and Prices

Standard Sizes (width x height)	Width Adjustment	In-line Panel	Wall to door – at 90° open (A)	Door Opening	Price Exc. VAT	Price Inc. VAT	Order Code Silver
1000 x 1850	940 - 1000	149	315 - 345	555	£591.00	£709.20	LKVP100S
1100 x 1850	1040 - 1100	249	415 - 445	555	£607.00	£728.40	LKVP110S
1200 x 1850	1140 - 1200	349	515 - 545	555	£621.00	£745.20	LKVP120S

30mm Extension Profile £40.80 Inc. VAT (LEPS Silver)
Alternative Bright Chrome Plate Finish Stainless Steel Loop Handle £36.00 Inc. VAT (SK-130)
Compatible with Classic Side Panel, Framed – see page 154.

All measurements are in mm




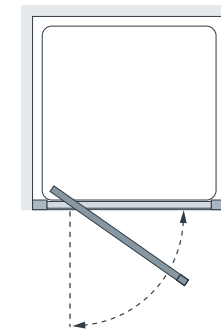
6mm Glass
Classic

Pivot Door

Semi-framed

Deceptively simple, yet simply stunning. This semi-framed, pivot door creates a particularly slim profile to complement the simplicity of many modern bathrooms or ensembles.

from £548.40 Inc. VAT



Alternative Chrome Plate
Stainless Steel Loop
Handle £36.00 Inc. VAT
SK-130

Specification and Prices

Standard Sizes (width x height)	Width Adjustment	Door Op*	Price Exc. VAT	Price Inc. VAT	Order Code Silver	Order Code White
700 x 1850	660 - 720	420	£457.00	£548.40	LKVP070S	LKVP070W
750 x 1850	720 - 780	480	£484.00	£580.80	LKVP075S	LKVP075W
800 x 1850	760 - 820	500	£505.00	£606.00	LKVP080S	LKVP080W
900 x 1850	840 - 900	550	£537.00	£644.40	LKVP090S	LKVP090W
1000 x 1850	940 - 1000	590	£567.00	£680.40	LKVP100S	LKVP100W

*Door Op = Door Opening

30mm Extension Profile £40.80 Inc. VAT (LEPS Silver)

Special height doors can be manufactured to order with an additional surcharge.

Alternative Bright Chrome Plate Finish Stainless Steel Loop Handle £36.00 Inc. VAT (SK-130)

Compatible with Classic Side Panel, Framed – see page 154.

All measurements are in mm

LKVP090S 900mm Silver Pivot Door, Semi-framed

6mm Glass

Classic



Pivot Door

Framed

The practical and simple solution of this framed pivot door means effortless showering and clean, uncluttered looks.

from £489.60 Inc. VAT



Specification and Prices

Standard Sizes (width x height)	Width Adjustment	Door Opening	Price Exc. VAT	Price Inc. VAT	Order Code Silver	Order Code White
700 x 1850	660 - 720	450	£408.00	£489.60	LK1P070S	LK1P070W
750 x 1850	720 - 780	510	£432.00	£518.40	LK1P075S	LK1P075W
800 x 1850	760 - 820	490	£451.00	£541.20	LK1P080S	LK1P080W
900 x 1850	840 - 900	510	£480.00	£576.00	LK1P090S	LK1P090W
1000 x 1850	940 - 1000	590	£518.00	£621.60	LK1P100S	LK1P100W

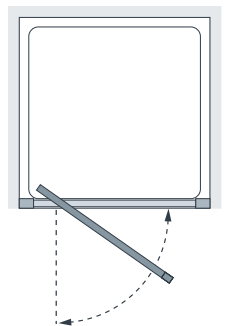
30mm Extension Profile £40.80 Inc. VAT (LEPS Silver, LEPW White) – see page 185.

Note: Maximum adjustment range is reduced by 15mm when used in conjunction with the In-line Panel Pack – see page 132.

Compatible with Classic Side Panel, Semi-framed (LWRPS Silver) – see page 152.

Compatible with Classic Side Panel, Framed (LK1SPS Silver, LK1SPW White) – see page 154.

All measurements are in mm

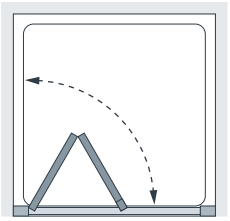




Bi-fold Door

Semi-framed

Where space is at a premium, this simple, bi-fold design provides a stylish solution, complete with an attractive handle detail.
from £661.20 Inc. VAT



Specification and Prices

Standard Sizes (width x height)	Width Adjustment	Door Op*	Price Exc. VAT	Price Inc. VAT	Order Code Silver	Order Code White
700 x 1850	660 - 720	425	£551.00	£661.20	LKVB070S	LKVB070W
750 x 1850	720 - 780	485	£573.00	£687.60	LKVB075S	LKVB075W
800 x 1850	760 - 820	525	£606.00	£727.20	LKVB080S	LKVB080W
900 x 1850	840 - 900	605	£644.00	£772.80	LKVB090S	LKVB090W
1000 x 1850	940 - 1000	705	£693.00	£831.60	LKVB1000S	LKVB1000W

*Door Op = Door Opening
30mm Extension Profile £40.80 Inc. VAT (LEPS Silver)
Special height doors can be manufactured to order with an additional surcharge.

All measurements are in mm

LKVB090S 900mm Silver Bi-Fold Door, Semi-framed





6mm Glass

Classic

Bi-fold Door
Framed

Simple, elegant and practical, the inward opening of a bi-fold door is the perfect space saving solution.
from £589.20 Inc. VAT

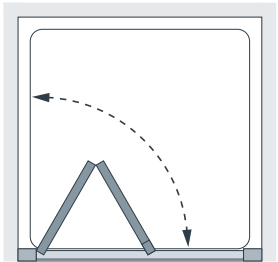


6mm Glass

Classic

Specification and Prices

Standard Sizes (width x height)	Width Adjustment	Door Opening	Price Exc. VAT	Price Inc. VAT	Order Code Silver	Order Code White
700 x 1850	660 - 720	480	£491.00	£589.20	LK1B070S	LK1B070W
750 x 1850	720 - 780	540	£513.00	£615.60	LK1B075S	LK1B075W
800 x 1850	760 - 820	580	£539.00	£646.80	LK1B080S	LK1B080W
900 x 1850	840 - 900	660	£577.00	£692.40	LK1B090S	LK1B090W
1000 x 1850	940 - 1000	760	£620.00	£744.00	LK1B1000S	LK1B1000W



30mm Extension Profile £40.80 Inc. VAT (LEPS Silver, LEPW White) – see page 185.
Note: Maximum adjustment range is reduced by 15mm when used in conjunction with the In-line Panel Pack – see page 132.
Compatible with Classic Side Panel, Semi-framed (LWRPS Silver) – see page 152.
Compatible with Classic Side Panel, Framed (LK1SPS Silver, LK1SPW White) – see page 154.

All measurements are in mm

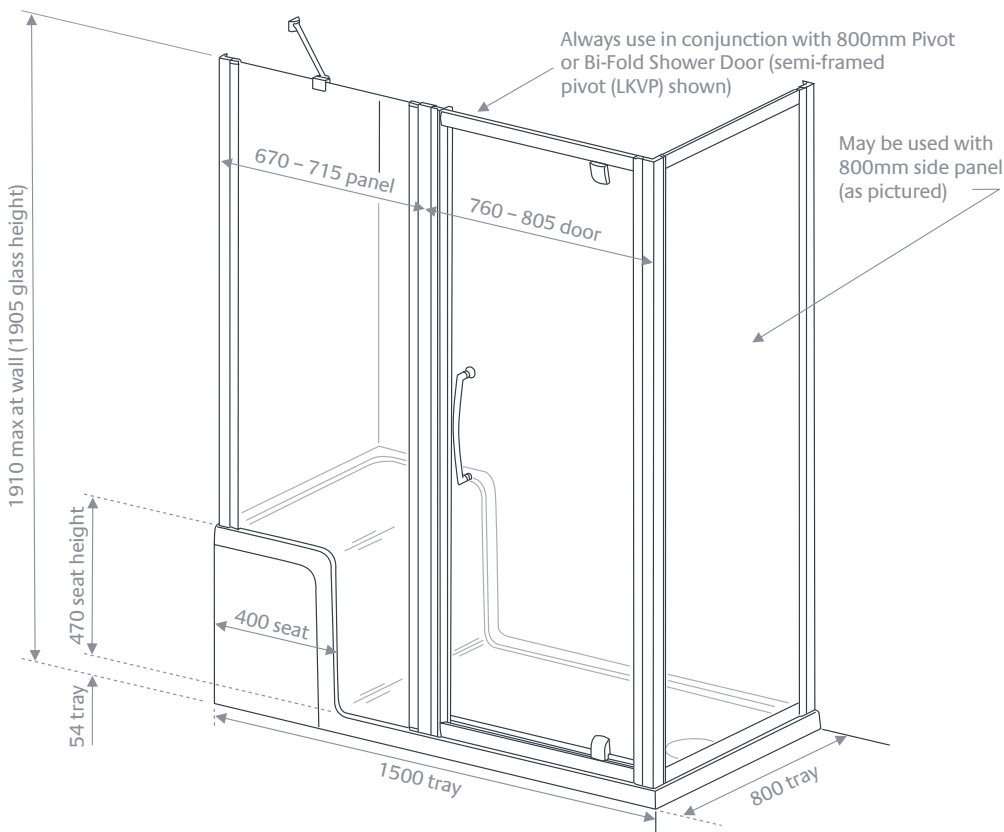


LKST8015 Seated Shower Tray with LKIST700S In-line Panel, LKVP080S Pivot Door, Semi-framed and LK1SP080S Classic Side Panel, Framed

Seated Shower Tray
and In-line Panel
with Bi-Fold and Pivot Door

With a beautifully raised seat that integrates into the tray, this showering space allows for comfort, ease and safety without compromising on style.

from £2,342.40 Inc. VAT



Specification and Prices

	Overall Size (width x height)	Width Adjustment	Door Opening	Price Exc. VAT	Price Inc. VAT	Order Code
In-line Panel (for Seat Tray)	700 x 1850	670 - 715	n/a	£435.00	£522.00	LKIST700S

Door Options	Overall Size (width x height)	Width Adjustment	Door Opening	Price Exc. VAT	Price Inc. VAT	Order Code
Framed Pivot	800 x 1850	760 - 805	490	£451.00	£541.20	LK1P080S
Framed Bi-Fold	800 x 1850	760 - 805	580	£539.00	£646.80	LK1B080S
Semi-Framed Pivot	800 x 1850	760 - 805	500	£505.00	£606.00	LKVP080S
Semi-Framed Bi-Fold	800 x 1850	760 - 805	525	£606.00	£727.20	LKVB080S

	Overall Size	Width Adjustment	Door Opening	Price Exc. VAT	Price Inc. VAT	Order Code
Shower Seat Tray	1500 x 800	n/a	n/a	£1,066.00	£1,279.20	LKST8015

800mm Classic Side Panel, Semi-framed or Framed can be ordered separately for a corner installation – see pages 152 and 154.

All measurements are in mm

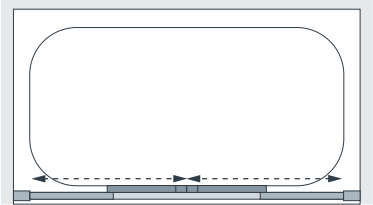
LKV2BS170S 1700mm Silver Over Bath Double Door Slider, Semi-framed

Over Bath Double Door Slider

An elegant solution where space is at a premium, but you still want to have the choice between the pleasures of bathing or a real showering experience.
from £853.20 Inc. VAT



Over Bath Double Door Slider, Semi-framed with an added Side Panel



Alternative Chrome Plate
Stainless Steel Loop Handle
£36.00 Inc. VAT
SK-130

Specification and Prices

Door

Standard Sizes (width x height)	Width Adjustment	Door Opening	Price Exc. VAT	Price Inc. VAT	Order Code Silver
1500 x 1500	1440 - 1500	580	£711.00	£853.20	LKV2BS150S
1600 x 1500	1540 - 1600	630	£753.00	£903.60	LKV2BS160S
1700 x 1500	1640 - 1700	680	£780.00	£936.00	LKV2BS170S
1800 x 1500	1740 - 1800	730	£803.00	£963.60	LKV2BS180S

Side Panel

Standard Sizes (width x height)	Width Adjustment	Door Opening	Price Exc. VAT	Price Inc. VAT	Order Code Silver
700 x 1500	640 - 700	n/a	£284.00	£340.80	LKV2BSP070S
750 x 1500	690 - 750	n/a	£292.00	£350.40	LKV2BSP075S
800 x 1500	740 - 800	n/a	£300.00	£360.00	LKV2BSP080S

30mm Extension Profile £40.80 Inc. VAT (LEPS Silver) – see page 185.
Alternative Bright Chrome Plate Finish Stainless Steel Loop Handle £36.00 Inc. VAT (SK-130) – see page 184.

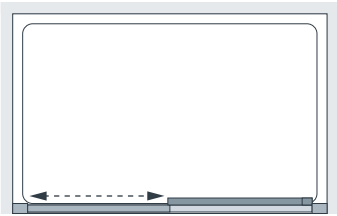
All measurements are in mm



Slider Door
Semi-framed

With a wide choice of sizes from 1,000mm to 2,000mm, this semi-framed slider gives you the freedom to create the perfect showering space for your bathroom.

from £704.40 Inc. VAT



Quick Release for easy cleaning

Many of our shower doors have a ‘quick release’ spring mechanism at the bottom to make it easy to clean around the base and hard to reach areas. Simply push the buttons to release the bottom of the doors and then click back into place when done.



Alternative Chrome Plate
Stainless Steel Loop Handle
£36.00 Inc. VAT
SK-130

Specification and Prices

Where there are two codes you must order BOTH product codes for your chosen size.

Standard Sizes (width x height)	Width Adjustment	Door Opening	Price Exc. VAT	Price Inc. VAT	Previous Code	Order Code Silver	Order Code White
1000 x 1850	940 - 1000	360	£587.00	£704.40	n/a	LKV2S100S	LKV2S100W
1100 x 1850	1040 - 1100	410	£606.00	£727.20	n/a	LKV2S110S	LKV2S110W
1200 x 1850	1140 - 1200	460	£617.00	£740.40	n/a	LKV2S120S	LKV2S120W
1300 x 1850	1240 - 1300	510	£644.00	£772.80	n/a	LKV2S130S	n/a
1400 x 1850	1340 - 1400	560	£667.00	£800.40	n/a	LKV2S140S	LKV2S140W
1500 x 1850	1440 - 1500	610	£708.00	£849.60	n/a	LKV2S150S	LKV2S150W
1600 x 1850	1540 - 1600	660	£708.00	£849.60	n/a	LKV2S160S	LKV2S160W
1700 x 1850	1640 - 1700	710	£765.00	£918.00	LKV2S170S / LKV2S170W	1 x CLV2SF170S & 1 x CLV2S170DG	1 x CLV2SF170W & 1 x CLV2S170DG
1800 x 1850	1740 - 1800	760	£792.00	£950.40	LKV2S180S	1 x CLV2SF180S & 1 x CLV2S180DG	n/a
2000 x 1850	1940 - 2000	910	£851.00	£1,021.20	LKV2S200S	1 x CLV2SF200S & 1 x CLV2S200DG	n/a

30mm Extension Profile £40.80 Inc. VAT (LEPS Silver, LEPW White) – see page 185.
Note: Maximum adjustment range is reduced by 15mm when used in conjunction with the In-line Panel Pack – see page 132.
Special height doors can be manufactured to order with an additional surcharge.
Alternative Bright Chrome Plate Finish Stainless Steel Loop Handle £36.00 Inc. VAT (SK-130) – see page 184.
Compatible with Classic Side Panel, Semi-framed (LWRPS Silver) – see page 152.
Compatible with Classic Side Panel, Framed (LK1SPS Silver, LK1SPW White) – see page 154.
Call Lakes for prices and specifications on our MIRROR™ finish.

All measurements are in mm



LKV3S120LS 1200mm Silver Left-Hand Low Threshold Slider Door, Semi-framed

Low Threshold Slider Door

Identical in every way to our popular semi-framed slider, the lower threshold allows you to step in and step out with ease.

from £952.80 Inc. VAT



Alternative Chrome Plate
Stainless Steel Loop Handle
£36.00 Inc. VAT
SK-130

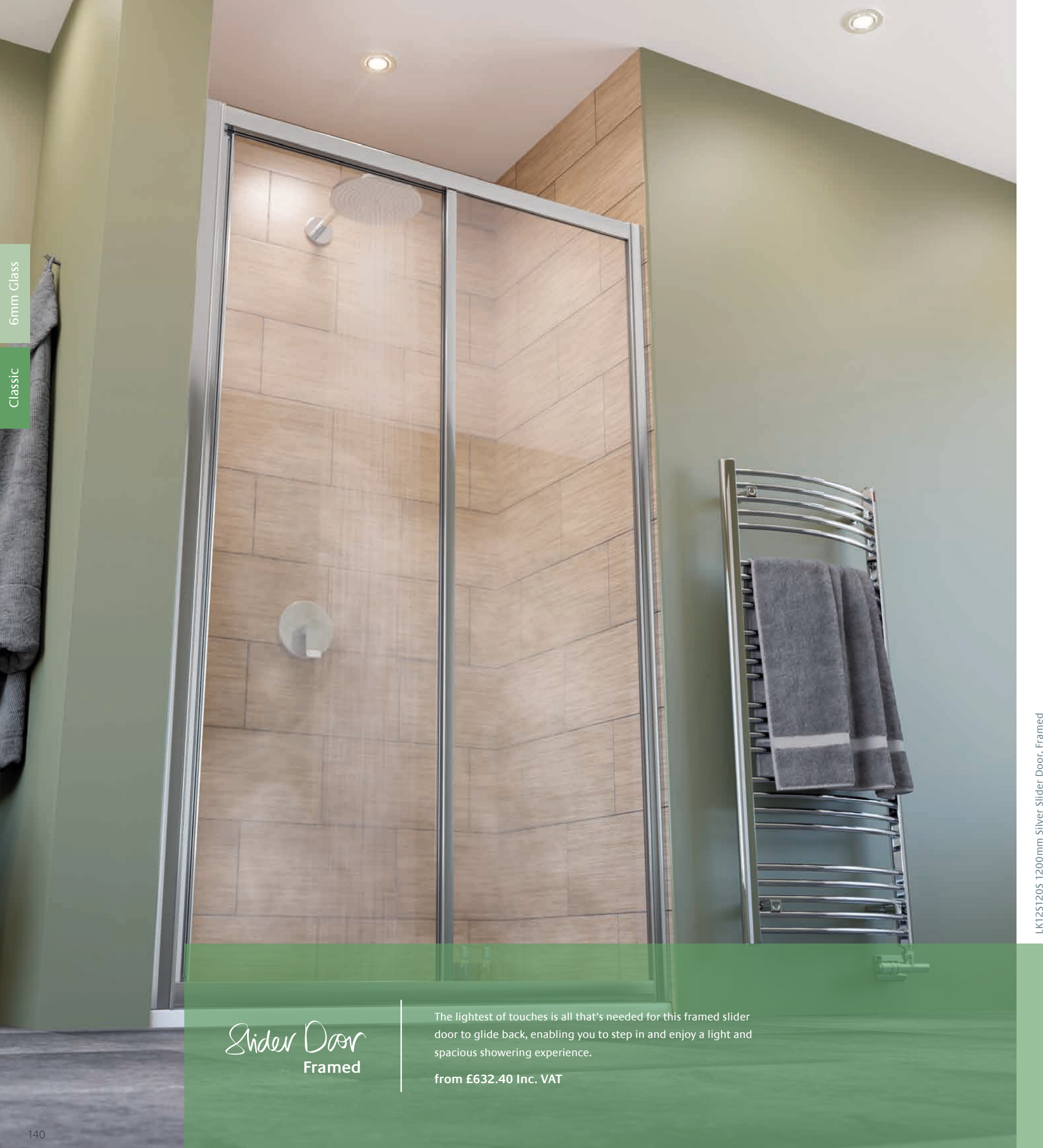
Specification and Prices

Where there are two codes you must order BOTH product codes for your chosen size.

Standard Sizes (width x height)	Width Adjustment	Door Opening	Price Exc. VAT	Price Inc. VAT	Previous Code	Order Code Left-Hand	Order Code Right-Hand
1000 x 1850	940 - 1000	360	£794.00	£952.80	n/a	LKV3S100LS	LKV3S100RS
1100 x 1850	1040 - 1100	410	£816.00	£979.20	n/a	LKV3S110LS	LKV3S110RS
1200 x 1850	1140 - 1200	460	£833.00	£999.60	n/a	LKV3S120LS	LKV3S120RS
1300 x 1850	1240 - 1300	510	£869.00	£1,042.80	n/a	LKV3S130LS	LKV3S130RS
1400 x 1850	1340 - 1400	560	£900.00	£1,080.00	n/a	LKV3S140LS	LKV3S140RS
1500 x 1850	1440 - 1500	610	£957.00	£1,148.40	LKV3S150LS / LKV3S150RS	1 x CLV3SF150LS & 1 x CLV3S150DG	1 x CLV3SF150RS & 1 x CLV3S150DG
1600 x 1850	1540 - 1600	660	£957.00	£1,148.40	LKV3S160LS / LKV3S160RS	1 x CLV3SF160LS & 1 x CLV3S160DG	1 x CLV3SF160RS & 1 x CLV3S160DG
1700 x 1850	1640 - 1700	710	£1,031.00	£1,237.20	LKV3S170LS / LKV3S170RS	1 x CLV3SF170LS & 1 x CLV3S170DG	1 x CLV3SF170RS & 1 x CLV3S170DG
1800 x 1850	1740 - 1800	760	£1,068.00	£1,281.60	LKV3S180LS / LKV3S180RS	1 x CLV3SF180LS & 1 x CLV3S180DG	1 x CLV3SF180RS & 1 x CLV3S180DG

Please note: fixed panel is 6mm glass, door panel is 8mm glass. The Low Threshold does not include a bottom rail or rollers.
30mm Extension Profile £40.80 Inc. VAT (LEPS Silver) – see page 185.
Note: Maximum adjustment range is reduced by 15mm when used in conjunction with the In-line Panel Pack – see page 132.
Alternative Bright Chrome Plate Finish Stainless Steel Loop Handle £36.00 Inc. VAT (SK-130) – see page 184.
Compatible with Classic Side Panel, Semi-framed (LWRPS Silver) – see page 152.
Compatible with Classic Side Panel, framed (LK1SPS Silver) – see page 154.

All measurements are in mm



6mm Glass
Classic

Slider Door Framed

The lightest of touches is all that's needed for this framed slider door to glide back, enabling you to step in and enjoy a light and spacious showering experience.
from £632.40 Inc. VAT

LK12S120S 1200mm Silver Slider Door, Framed



Quick Release for easy cleaning
Many of our shower doors have a 'quick release' spring mechanism at the bottom to make it easy to clean around the base and hard to reach areas. Simply push the buttons to release the bottom of the doors and then click back into place when done.

Specification and Prices

Standard Sizes (width x height)	Width Adjustment	Door Opening	Price Exc. VAT	Price Inc. VAT	Order Code Silver	Order Code White
1000 x 1850	940 - 1000	380	£527.00	£632.40	LK12S100S	LK12S100W
1100 x 1850	1040 - 1100	430	£539.00	£646.80	LK12S110S	LK12S110W
1200 x 1850	1140 - 1200	480	£554.00	£664.80	LK12S120S	LK12S120W

30mm Extension Profile £40.80 Inc. VAT (LEPS Silver, LEPW White) – see page 185.
Note: Maximum adjustment range is reduced by 15mm when used in conjunction with the In-line Panel Pack – see page 132.
Compatible with Classic Side Panel, Semi-framed (LWRPS Silver) – see page 152.
Compatible with Classic Side Panel, framed (LK1SPS Silver, LK1SPW White) – see page 154.

All measurements are in mm

6mm Glass
Classic



Double Door Slider Semi-framed

Sleek and practical, the smooth running double door design offers easy access to your showering space.

from £866.40 Inc. VAT



Double Door slider, Semi-framed with Classic Side Panel



Alternative Chrome Plate
Stainless Steel Loop Handle
£36.00 Inc. VAT
SK-130



Specification and Prices

Where there are two codes you must order BOTH product codes for your chosen size.

Standard Sizes (width x height)	Width Adjustment	Door Opening	Price Exc. VAT	Price Inc. VAT	Previous Code	Order Code Silver
1200 x 1850	1140 - 1200	430	£722.00	£866.40	n/a	LKV2DS120S
1400 x 1850	1340 - 1400	530	£771.00	£925.20	n/a	LKV2DS140S
1500 x 1850	1440 - 1500	580	£796.00	£955.20	n/a	LKV2DS150S
1600 x 1850	1540 - 1600	630	£828.00	£993.60	n/a	LKV2DS160S
1700 x 1850	1640 - 1700	680	£853.00	£1,023.60	n/a	LKV2DS170S
1800 x 1850	1740 - 1800	730	£880.00	£1,056.00	LKV2DS180S	1 x CLV2DSF180S & 1 x CLV2DS180DG
2000 x 1850	1940 - 2000	830	£940.00	£1,128.00	LKV2DS200S	1 x CLV2DSF200S & 1 x CLV2DS200DG

30mm Extension Profile £40.80 Inc. VAT (LEPS Silver) – see page 185.
Alternative Bright Chrome Plate Finish Stainless Steel Loop Handle £36.00 Inc. VAT (SK-130) – see page 184.
Compatible with Classic Side Panel, Semi-framed (LWRPS Silver) – see page 152.
Compatible with Classic Side Panel, Framed (LK1SPS Silver) – see page 154.

All measurements are in mm



6mm Glass
Classic

Corner Entry Framed

A great self-contained design featuring sliding doors to each side of this showering space. Combines quality and practicality in one elegant solution.
from £813.60 Inc. VAT

2 x CL1C090S 900mm Silver Corner Entry, Framed

Specification and Prices

You must order BOTH product codes for your chosen size

Standard Sizes (width x height)	Width Adjustment	Door Op*	Price Exc. VAT	Price Inc. VAT	Previous Code	Order Code Silver	Order Code White
750 x 1850	710 - 740	390	£678.00	£813.60	LK1C075S / LK1C075W	2 x CL1C075S	2 x CL1C075W
800 x 1850	750 - 780	420	£708.00	£849.60	LK1C080S / LK1C080W	2 x CL1C080S	2 x CL1C080W
900 x 1850	850 - 880	490	£744.00	£892.80	LK1C090S / LK1C090W	2 x CL1C090S	2 x CL1C090W

*Door Op = Door Opening
30mm Extension Profile £40.80 Inc. VAT (LEPS Silver, LEPW White) – see page 185.
Compatible with Classic Side Panel, Semi-framed (LWRPS Silver) – see page 152.
Compatible with Classic Side Panel, Framed (LK1SPS Silver, LK1SPW White) – see page 154.

All measurements are in mm

6mm Glass
Classic



Corner Entry

Semi-framed

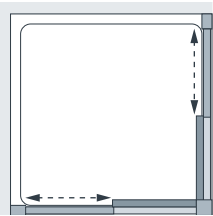
With our easy glide system, simply slide back the doors of this corner entry, step in, engage the magnetic door sealing and enjoy an invigorating shower.

from £909.60 Inc. VAT

2 x CLVC090S 900mm Silver Corner Entry, Semi-framed



Alternative Chrome Plate
Stainless Steel Loop Handle
£36.00 Inc. VAT
SK-130



Specification and Prices

You must order BOTH product codes for your chosen size

Standard Sizes (width x height)	Width Adjustment	Door Op*	Price Exc. VAT	Price Inc. VAT	Previous Code	Order Code Silver	Order Code White
750 x 1850	710 - 740	360	£758.00	£909.60	LKVC075S / LKVC075W	2 x CLVC075S	2 x CLVC075W
800 x 1850	750 - 780	385	£786.00	£943.20	LKVC080S / LKVC080W	2 x CLVC080S	2 x CLVC080W
900 x 1850	850 - 880	460	£830.00	£996.00	LKVC090S / LKVC090W	2 x CLVC090S	2 x CLVC090W
1000 x 1850	950 - 980	530	£882.00	£1,058.40	LKVC100S / LKVC100W	2 x CLVC100S	2 x CLVC100W

*Door Op = Door Opening
30mm Extension Profile £40.80 Inc. VAT (LEPS Silver, LEPW White) – see page 185.
Special height doors can be manufactured to order with an additional surcharge.
Alternative Bright Chrome Plate Finish Stainless Steel Loop Handle £36.00 Inc. VAT (SK-130) – see page 184.
Compatible with Classic Side Panel, Semi-framed (LWRPS Silver) – see page 152.
Compatible with Classic Side Panel, Framed (LK1SPS Silver, LK1SPW White) – see page 154.

All measurements are in mm



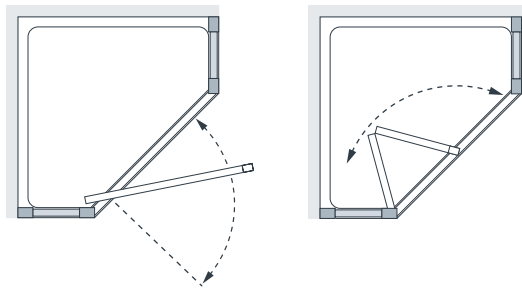
LPE34-40S Silver Pentagon with Pivot Door, Semi-framed

Pentagon

Semi-framed

Perfect for where space might prevent using a conventional corner unit, this practical semi-framed pentagon can be fitted with your choice of bi-fold or pivot door. Maximise light and space by adding Lakes MIRROR™ finish to both side panels.

from £1,033.20 Inc. VAT



Specification and Prices

	Standard Sizes (width x height)	Width Adjustment	Door Opening	Price Exc. VAT	Price Inc. VAT	Order Code Silver	Order Code White
Pentagon Side Panels	350 x 1850	340 - 400	n/a	£404.00	£484.80	LPE34-40S	LPE34-40W
Semi-Framed Bi-Fold Door	700 x 1850	660 - 720	425	£551.00	£661.20	LKVB070S	LKVB070W
Semi-Framed Pivot Door	700 x 1850	660 - 720	420	£457.00	£548.40	LKVP070S	LKVP070W

	Standard Size	Tray Type	Price Exc. VAT	Price Inc. VAT	Order Code
Pentagon Tray complete with 90mm waste	900 x 900	Low-Profile ABS Resin	£186.00	£223.20	TP99-ENG

Call Lakes for prices and specifications on our MIRROR™ finish.

All measurements are in mm

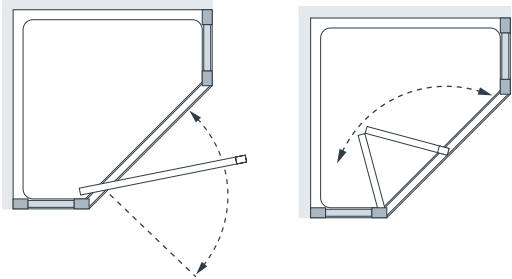




Pentagon
Framed

Bold lines and a striking shape make this framed pentagon a distinctive choice with the freedom to add a pivot door or, as shown, a bi-fold design.

from £974.40 Inc. VAT



Specification and Prices

	Standard Sizes (width x height)	Width Adjustment	Door Opening	Price Exc. VAT	Price Inc. VAT	Order Code Silver	Order Code White
Pentagon Side Panels	350 x 1850	340 - 400	n/a	£404.00	£484.80	LPE34-40S	LPE34-40W
Framed Bi-Fold Door	700 x 1850	660 - 720	480	£491.00	£589.20	LK1B070S	LK1B070W
Framed Pivot Door	700 x 1850	660 - 720	450	£408.00	£489.60	LK1P070S	LK1P070W

	Standard Size	Tray Type	Price Exc. VAT	Price Inc. VAT	Order Code	Product Code
Pentagon Tray complete with 90mm waste	900 x 900	Low-Profile ABS Resin	£186.00	£223.20	n/a	TP99-ENG

All measurements are in mm



Classic Side Panel
Semi-framed

Sometimes the subtlest of changes can make a real difference to your showering experience, such as adding a side panel to convey light and space.

from £382.80 Inc. VAT

LWRP080S 800mm Silver Classic Side Panel, Semi-framed shown with 1200mm Slider Door, Semi-framed



Specification and Prices

Standard Sizes (width x height)	Width Adjustment	Price Exc. VAT	Price Inc. VAT	Order Code Silver
700 x 1850	660 - 720	£319.00	£382.80	LWRP070S
750 x 1850	720 - 780	£338.00	£405.60	LWRP075S
800 x 1850	760 - 820	£358.00	£429.60	LWRP080S
900 x 1850	840 - 900	£392.00	£470.40	LWRP090S
1000 x 1850	940 - 1000	£441.00	£529.20	LWRP100S

Special height doors can be manufactured to order with an additional surcharge.

All measurements are in mm

These Side Panels are available exclusively for use with specific Classic Collection products. The panel is compatible with these models:

Code	Page	Code	Page	Code	Page
LK1B	130	CLV3R	114	CLV3S	138
LK1P	126	LKVB	128	CLV2DS	142
LK12S	140	LKVP	124	CLVC	146
CL1C	144	LKVPI	122	LILPP	156
CLV2R	116	CLV2S	136	n/a	n/a



Classic Side Panel Framed

Choose the shower door that suits the size and style of your bathroom and add a matching side panel with or without Lakes' MIRROR™ finish, to create your perfectly proportioned showering space.

from £342.00 Inc. VAT

Specification and Prices

Standard Sizes (width x height)	Width Adjustment	Price Exc. VAT	Price Inc. VAT	Order Code Silver	Order Code White
700 x 1850	660 - 720	£285.00	£342.00	LK1SP070S	LK1SP070W
750 x 1850	720 - 780	£300.00	£360.00	LK1SP075S	LK1SP075W
800 x 1850	760 - 820	£321.00	£385.20	LK1SP080S	LK1SP080W
900 x 1850	840 - 900	£349.00	£418.80	LK1SP090S	LK1SP090W
1000 x 1850	940 - 1000	£396.00	£475.20	LK1SP1000S	LK1SP1000W
1100 x 1850	1040 - 1100	£433.00	£519.60	LK1SP1100S	n/a
1200 x 1850	1140 - 1200	£461.00	£553.20	LK1SP1200S	n/a

Special height doors can be manufactured to order with an additional surcharge.

Call Lakes for prices and specifications on our MIRROR™ finish.

All measurements are in mm

These Side Panels are available exclusively for use with specific Classic Collection products. The panel is compatible with these models:

Code	Page	Code	Page	Code	Page
LK1B	130	CLV3R	114	CLV3S	138
LK1P	126	LKVB	128	CLV2DS	142
LK12S	140	LKVP	124	CLVC	146
CL1C	144	LKVPI	122	LILPP	156
CLV2R	116	CLV2S	136	n/a	n/a





In-line Panel Pack

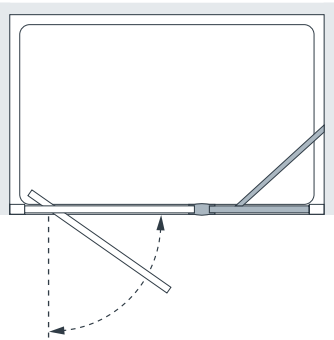
Our In-line Panel Pack contains all you need to create a luxuriously sized showering space. The pack includes a panel, joining profile and bracing arm. The panel is available with Lakes MIRROR™ finish too.

from £484.80 Inc. VAT

LILPP350S 350mm Silver In-line Panel Pack shown with 800mm Pivot Door, Semi-framed



This In-line Panel Pack is available exclusively for use with the Classic Collection Semi-framed and Framed Bi-Fold, Pivot and Slider Doors.



Specification and Prices

	Standard Size (width x height)	Width Adjustment	Price Exc. VAT	Price Inc. VAT	Order Code Silver	Order Code White
In-line Panel Pack	350 x 1850	340 - 385	£404.00	£484.80	LILPP350S	LILPP350W
In-line Profile only	n/a	n/a	£45.00	£54.00	LIP-C004	LIP-W004
In-line Bracing Arm only	n/a	n/a	£55.00	£66.00	BA-C350	BA-W350

Compatible with Classic Side Panel, Semi-framed (LWRPS Silver) – see page 152.
Compatible with Classic Side Panel, Framed (LK1SPS Silver, LK1SPW White) – see page 154.
Call Lakes for prices and specifications on our MIRROR™ finish.

All measurements are in mm



Robust enough
to handle
frequent
Showers

Bath Screens COLLECTION

Finding a flexible solution for everyone can be a challenge. An invigorating shower for you; a splashy, squealy bath time for the kids. It's good to know our stylish, watertight bath screens provide the best of both worlds.

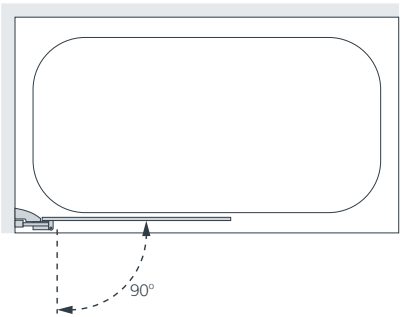


SS130-080S Island Hinged Bath Screen

Island Hinged Bath Screen

All the design purity of our Island Collection brought to life in this contemporary hinged bath screen, with frameless design.

from £975.60 Inc. VAT



Specification and Prices

Overall Size (width x height)	Fixed Panel (width adjustment)	Hinged Panel (width)	Price Exc. VAT	Price Inc. VAT	Order Code
800 x 1500	154 - 169	646	£813.00	£975.60	SS130-080S
900 x 1500	154 - 169	746	£835.00	£1,002.00	SS130-090S
1000 x 1500	154 - 169	846	£866.00	£1,039.20	SS130-100S

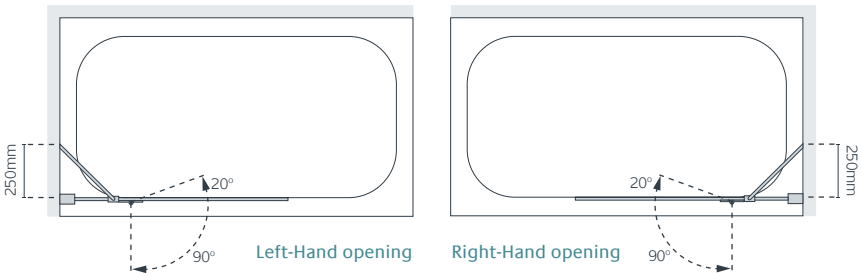
All measurements are in mm



Coastline Hinged Bath Screen

Elegance and functionality combine to transform
any bath into a luxurious showering space.

from £656.40 Inc. VAT



Specification and Prices

Overall Size (width x height)	Fixed Panel (width adjustment)	Hinged Panel	Price Exc. VAT	Price Inc. VAT	Order Code Left-Hand	Order Code Right-Hand
900 - 915 x 1500	292 - 307	608	£547.00	£656.40	SS100LS	SS100RS
1000 - 1015 x 1500	492 - 507	508	£568.00	£681.60	SS105LS	SS105RS

All measurements are in mm

SS10S Silver Single Panel Curved Bath Screen



Classic Curved Bath Screen

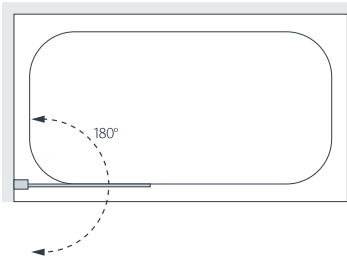
An elegantly simple solution with an attractive curve to the top of the screen and effective sealing along the bath top. This bath screen is also available as a double panel, with and without towel rail.

from £352.80 Inc. VAT



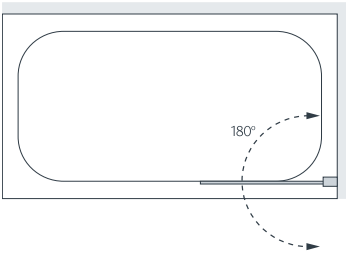
SS11S Silver Single Panel Curved Bath Screen with Towel Rail

Left-Handed

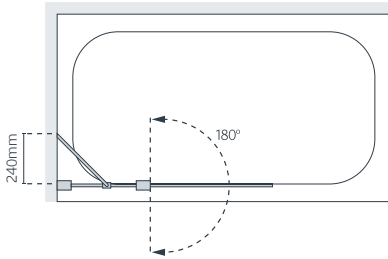


SS20S Silver Double Panel Curved Bath Screen

Right-Handed



SS22S Silver Double Panel Curved Bath Screen with Towel Rail



Specification and Prices

Standard Sizes (width x height)	Width Adjustment	Price Exc. VAT	Price Inc. VAT	Order Code Silver	Order Code White
800 x 1400	800 - 825	£294.00	£352.80	SS10S	SS10W
800 x 1400	800 - 825	£328.00	£393.60	SS11S (with towel rail)	n/a
975 (315 + 660) x 1400	975 - 1000	£491.00	£589.20	SS20S	n/a
975 (315 + 660) x 1400	975 - 1000	£520.00	£624.00	SS22S (with towel rail)	n/a
8mm glass variant					
800 x 1400	800 - 825	£335.00	£402.00	BS810S	

SS10 also available in our Onyx Collection – see page 78.

Call Lakes for prices and specifications on our MIRROR™ finish.

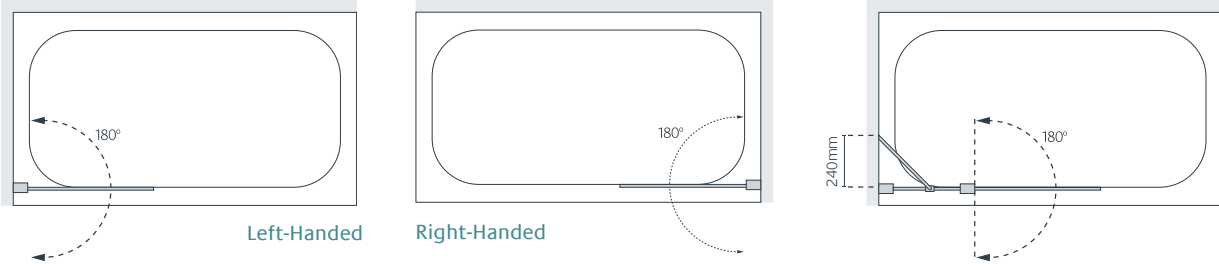
All measurements are in mm



Classic Square Bath Screen

Crisp, clean lines define this square edged bath screen.
A distinctively deep screen can be created using the double panel screen.

from £374.40 Inc. VAT



Specification and Prices

Standard Sizes (width x height)	Width Adjustment	Price Exc. VAT	Price Inc. VAT	Order Code Silver
800 x 1500	800 - 825	£312.00	£374.40	SS50S
800 x 1500	800 - 825	£377.00	£452.40	SS55S (with towel rail)
944 (318 + 626) x 1500	945 - 970	£508.00	£609.60	SS60S
944 (318 + 626) x 1500	945 - 970	£536.00	£643.20	SS66S (with towel rail)
8mm glass variant				
800 x 1500	800 - 825	£354.00	£424.80	BS850S

SS50 and SS60 also available in our Onyx Collection – see page 76.

All measurements are in mm





Bath Screens
6mm Glass

Classic Sculpted Bath Screen

Our contemporary sculpted screen provides the perfect shower over your bath. Available as single or double screen, with or without a convenient towel rail.

from £391.20 Inc. VAT

SS30S Silver Single Panel Sculpted Bath Screen



SS40S Silver Double Panel Sculpted Bath Screen

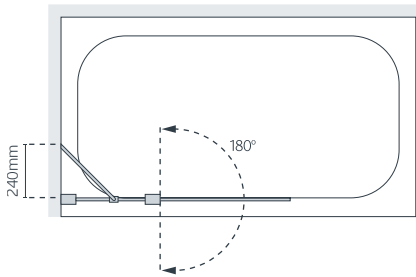
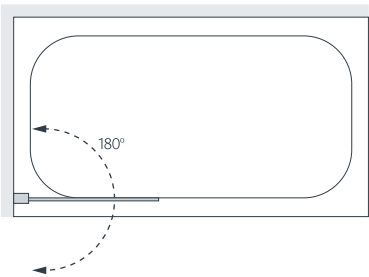


SS33S Silver Single Panel Sculpted Bath Screen with Towel Rail



6mm Glass

Bath Screens



Specification and Prices

Standard Sizes (width x height)	Width Adjustment	Price Exc. VAT	Price Inc. VAT	Order Code Silver
860 x 1400	860 - 885	£326.00	£391.20	SS30S
860 x 1400	860 - 885	£355.00	£426.00	SS33S (with towel rail)
1175 (375 + 800) x 1400	1175 - 1200	£491.00	£589.20	SS40S
1175 (375 + 800) x 1400	1175 - 1200	£520.00	£624.00	SS44S (with towel rail)

All measurements are in mm

Bath Screens

6mm Glass

SS120S Curved Hinged Bath Screen

Classic Curved Hinged Bath Screen

Ease of access, elegant curves and effective sealing combine for a practical and stylish bath and shower solution.

from £598.80 Inc. VAT

Bath Screens

6mm Glass

SS90S Silver Shower Curtain Panel

Classic Shower Curtain Panel

Our shower curtain panel is a fixed short screen that's styled and engineered to perfectly complement the use of a shower curtain by providing an additional barrier from water spray.

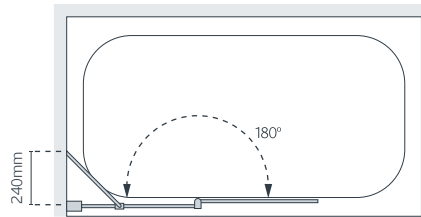
from £272.40 Inc. VAT

Specification and Prices

Overall Size (width x height)	Fixed Panel (width adjustment)	Door (width)	Price Exc. VAT	Price Inc. VAT	Order Code Silver
930 - 955 x 1400	540 - 565	390	£499.00	£598.80	SS120S

SS120 also available in our Onyx Collection – see page 80.

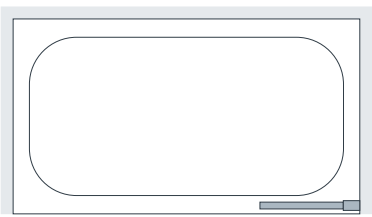
All measurements are in mm



Specification and Prices

Overall Size (width x height)	Width Adjustment	Price Exc. VAT	Price Inc. VAT	Order Code Silver
300 x 1400	298 - 323	£227.00	£272.40	SS90S
300 x 1500	298 - 323	£242.00	£290.40	SS95S

All measurements are in mm





SS85S Silver Four Panel Framed Bath Screen folded back

Classic framed Bath Screens

This versatile, practical bath screen is available as a single screen and a double or triple folding option. The four panel concertina design shown above folds all the way back to the wall making it an ideal solution for family life and those precious bath time moments.

from £518.40 Inc. VAT

SS70S Silver Single Panel Framed Bath Screen



SS75S Silver Double Panel Framed Bath Screen



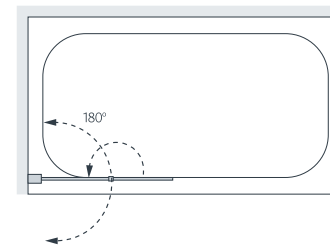
SS80S Silver Triple Panel Framed Bath Screen



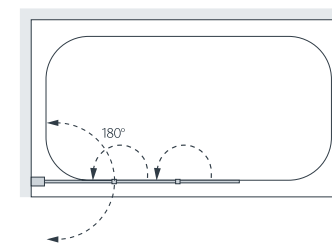
SS85S Silver Four Panel Framed Bath Screen



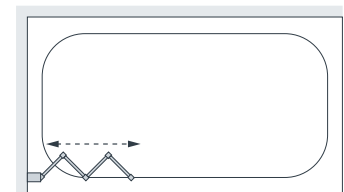
Single/Double Panel



Triple Panel



Four Panel



Specification and Prices

Standard Sizes (width x height)	Width Adjustment	Price Exc. VAT	Price Inc. VAT	Order Code Silver	Order Code White
760 x 1400	760 - 785	£432.00	£518.40	SS70S	SS70W
950 (525 + 425) x 1400	950 - 975	£465.00	£558.00	SS75S	SS75W
1390 (525 + 438 + 427) x 1400	1390 - 1415	£500.00	£600.00	SS80S	SS80W
730 (250 + 166 + 166 + 148) x 1400	730 - 755	£517.00	£620.40	SS85S	SS85W

All measurements are in mm

A woman with blonde hair, wearing a white polo shirt with the number 24, is smiling while sitting in a wheelchair on a track. In the background, a large crowd of spectators is visible in a stadium setting. The entire image has a blue tint.

Every part
has a role to play

Shower Trays
and Accessories
COLLECTION

It's the level of detail we go to that makes our showering paces special for everyone. From luxurious, tactile trays to beautifully crafted, sleek handles and seats. Every component is built to last.



Lakes Stone
Premium shower trays

Rectangular, stone resin trays with a matt finish and a unique through-colour. The 30mm anti-slip and anti-bacterial trays are easy to fit and can be inset into the floor.
from £502.80 Inc VAT



Anthracite



Cotswold Grey



White

Standard Sizes (width x length)	Price Exc. VAT	Price Inc. VAT	Order Code Anthracite	Order Code Cotswold Grey	Order Code White
800 x 1000	£419.00	£502.80	QZTR8010AN	QZTR8010CE	QZTR8010BL
800 x 1200	£496.00	£595.20	QZTR8012AN	QZTR8012CE	QZTR8012BL
900 x 1200	£539.00	£646.80	QZTR9012AN	QZTR9012CE	QZTR9012BL
900 x 1400	£611.00	£733.20	QZTR9014AN	QZTR9014CE	QZTR9014BL

All measurements are in mm



Suitable for today's lifestyles, the beautiful tactile nature of Lakes Stone will enhance all showering spaces to create a luxurious, high-end feel.

Lakes Carradale Hinged Door from the Bay Series with Lakes Stone Anthracite Shower Tray.

Traditional & Contemporary Tray Ranges

Our tray ranges include traditional stone resin and contemporary lightweight designs with a high quality surface finish. All trays come with a 10-year guarantee and are available in a choice of styles to suit your space.

Our traditional stone resin trays are available in a 45mm low profile or in a 80mm standard height. Lakes' contemporary lightweight trays (max 30kg for the largest trays) have a 45mm low profile.

For size specifications and prices go to pages 180-183.



Square



Quadrant/Offset Quadrant



Rectangular



Pentagon

Standard Tray Shapes

Trays can be supplied to fit all models. Quadrants are designed to fit a 550mm tray radius.

All Walk-Ins may be fitted to a wide range of tray sizes – please contact Lakes for advice. Certain trays may vary slightly from those shown.

Drying area tray

We also offer a special rectangular tray with an integrated drying area, which is available in a number of sizes. For size specifications go to page 183.



Acrylic Capped Resin (ABS) Tray with square raised drying area

Easy-Plumb Kits

All our Easy-Plumb Kits are supplied complete with legs and panels.



Versatile Seal Strip £45.60 Inc. VAT
(Product code: T-SEALING-STRIP)



Flexi-waste Kit £33.60 Inc. VAT
(Product code: T-FLEXI-PIPE)



80mm Stone Resin Tray
and Easy-Plumb Kit



90mm Waste.
Suitable for all low profile trays



Acrylic Capped Resin (ABS)
Tray and Easy-Plumb Kit
with Velcro side panels

IMPORTANT: Waste positions vary depending on tray shape and type ie Stone Resin or Lightweight. For a full technical data sheet, visit www.lakeshoweringspaces.com/trade/product-information.



Traditional Stone Resin Trays

Please note: There is an additional £10 delivery charge when ordering a single tray without an enclosure.

Low Profile

Tray Type	Product Code	Size (mm)	Additional Information	Material	Exc. VAT	Inc. VAT
QUADRANT (550mm Radius) Low Profile complete with 90mm waste	AATQ88	800 x 800	Corner Waste	ABS stone	£174.00	£208.80
	AATQ99	900 x 900		ABS stone	£188.00	£225.60
OFFSET QUADRANT (550mm Radius) Low Profile complete with 90mm waste	AATQ9076L	900 x 760	Left Hand Corner Waste	ABS stone	£228.00	£273.60
	AATQ9076R	900 x 760	Right Hand Corner Waste	ABS stone	£228.00	£273.60
	AATQ8010L	1000 x 800	Left Hand Corner Waste	ABS stone	£239.00	£286.80
	AATQ8010R	1000 X 800	Right Hand Corner Waste	ABS stone	£239.00	£286.80
	AATQ8012L	1200 X 800	Left Hand Corner Waste	ABS stone	£261.00	£313.20
	AATQ8012R	1200 X 800	Right Hand Corner Waste	ABS stone	£261.00	£313.20
	AATQ9012L	1200 X 900	Left Hand Corner Waste	ABS stone	£266.00	£319.20
	AATQ9012R	1200 X 900	Right Hand Corner Waste	ABS stone	£266.00	£319.20
RECTANGULAR Low Profile complete with 90mm waste	AATR8070	800 x 700	Corner Waste	ABS stone	£125.00	£150.00
	AATR9070	900 x 700		ABS stone	£152.00	£182.40
	AATR9076	900 x 760		ABS stone	£169.00	£202.80
	AATR9080	900 x 800		ABS stone	£181.00	£217.20
	AATR7010	1000 x 700		ABS stone	£187.00	£224.40
	AATR7610	1000 x 760		ABS stone	£195.00	£234.00
	AATR8010	1000 x 800		ABS stone	£197.00	£236.40
	AATR9010	1000 x 900		ABS stone	£212.00	£254.40
	AATR7612	1200 x 760		ABS stone	£215.00	£258.00
	AATR8012	1200 x 800		ABS stone	£223.00	£267.60
	AATR9012	1200 x 900		ABS stone	£234.00	£280.80
	AATR9014	1400 x 900		ABS stone	£363.00	£435.60
	AATR7015	1500 x 700		ABS stone	£423.00	£507.60
	AATR9015	1500 x 900		ABS stone	£436.00	£523.20
	AATR7016	1600 x 700		ABS stone	£440.00	£528.00
	AATR7616	1600 x 760		ABS stone	£440.00	£528.00
	AATR8016	1600 x 800		ABS stone	£465.00	£558.00
	AATR9016	1600 x 900		ABS stone	£483.00	£579.60
	AATR7017	1700 x 700		ABS stone	£526.00	£631.20
	AATR9017	1700 x 900		ABS stone	£580.00	£696.00
SQUARE Low Profile complete with 90mm waste	AATS7676	760 x 760	Corner Waste	ABS stone	£119.00	£142.80
	AATS88	800 x 800		ABS stone	£138.00	£165.60
	AATS99	900 x 900		ABS stone	£172.00	£206.40
	AATS11	1000 x 1000		ABS stone	£233.00	£279.60

Easy-Plumb Kits (suitable for use with all Traditional Stone Resin Trays)

The following Easy-Plumb Kit systems are specifically designed to convert any of the trays on these two pages to a raised installation.

Tray Type	Product Code	Additional Information	Exc. VAT	Inc. VAT
QUADRANT AND OFFSET QUADRANT	AZT-EP-KIT-Q10	Lakes Easy-Plumb Kit suits all Quadrants and Offset Quadrants up to 1000mm in size	£96.00	£115.20
	AZT-EP-KIT-Q12	Lakes Easy-Plumb Kit suits all Quadrants and Offset Quadrants up to 1200mm in size	£96.00	£115.20
SQUARE AND RECTANGULAR	AZT-EP-KIT-SR12	Lakes Easy-Plumb Kit suits all Square and Rectangular trays up to 1200mm x 900mm in size	£96.00	£115.20
	AZT-EP-KIT-SR17	Lakes Easy-Plumb Kit suits all Square and Rectangular trays up to 1700mm x 1000mm in size	£96.00	£115.20

Standard Height

Tray Type	Product Code	Size (mm)	Additional Information	Material	Exc. VAT	Inc. VAT
QUADRANT (550mm Radius) Standard Height complete with 50mm waste	ZZTQ88	800 x 800	Corner Waste	ABS stone	£209.00	£250.80
	ZZTQ99	900 x 900		ABS stone	£219.00	£262.80
OFFSET QUADRANT (550mm Radius) Standard Height complete with 50mm waste	ZZTQ9076L	900 x 760	Left Hand Corner Waste	ABS stone	£318.00	£381.60
	ZZTQ9076R	900 x 760	Right Hand Corner Waste	ABS stone	£318.00	£381.60
	ZZTQ9080L	900 x 800	Left Hand Corner Waste	ABS stone	£294.00	£352.80
	ZZTQ9080R	900 x 800	Right Hand Corner Waste	ABS stone	£294.00	£352.80
	ZZTQ8010L	1000 x 800	Left Hand Corner Waste	ABS stone	£320.00	£384.00
	ZZTQ8010R	1000 x 800	Right Hand Corner Waste	ABS stone	£320.00	£384.00
	ZZTQ8012L	1200 x 800	Left Hand Corner Waste	ABS stone	£332.00	£398.40
	ZZTQ8012R	1200 x 800	Right Hand Corner Waste	ABS stone	£332.00	£398.40
	ZZTQ9012L	1200 x 900	Left Hand Corner Waste	ABS stone	£410.00	£492.00
	ZZTQ9012R	1200 x 900	Right Hand Corner Waste	ABS stone	£410.00	£492.00
RECTANGULAR Standard Height complete with 50mm waste	ZZTR7080	800 x 700	Corner Waste	ABS stone	£236.00	£283.20
	ZZTR7090	900 x 700		ABS stone	£242.00	£290.40
	ZZTR9076	900 x 760		ABS stone	£242.00	£290.40
	ZZTR9080	900 x 800		ABS stone	£223.00	£267.60
	ZZTR7010	1000 x 700		ABS stone	£240.00	£288.00
	ZZTR7610	1000 x 760		ABS stone	£240.00	£288.00
	ZZTR8010	1000 x 800		ABS stone	£236.00	£283.20
	ZZTR9010	1000 x 900		ABS stone	£313.00	£375.60
	ZZTR7011	1100 x 700		ABS stone	£260.00	£312.00
	ZZTR7611	1100 x 760		ABS stone	£260.00	£312.00
	ZZTR8011	1100 x 800		ABS stone	£266.00	£319.20
	ZZTR7012	1200 x 700		ABS stone	£284.00	£340.80
	ZZTR7612	1200 x 760		ABS stone	£244.00	£292.80
	ZZTR8012	1200 x 800		ABS stone	£248.00	£297.60
	ZZTR9012	1200 x 900		ABS stone	£261.00	£313.20
	ZZTR1012	1200 x 1000		ABS stone	£341.00	£409.20
	ZZTR8014	1400 x 800		ABS stone	£406.00	£487.20
	ZZTR9014	1400 x 900		ABS stone	£427.00	£512.40
	ZZTR7615	1500 x 760		ABS stone	£415.00	£498.00
	ZZTR8016	1600 x 800		ABS stone	£433.00	£519.60
	ZZTR7017	1700 x 700		ABS stone	£549.00	£658.80
SQUARE Standard Height complete with 50mm waste	ZZTS77	700 x 700	Corner Waste	ABS stone	£125.00	£150.00
	ZZTS7676	760 x 760		ABS stone	£127.00	£152.40
	ZZTS88	800 x 800		ABS stone	£148.00	£177.60
	ZZTS99	900 x 900		ABS stone	£206.00	£247.20
	ZZTS11	1000 x 1000		ABS stone	£275.00	£330.00

Tray Waste

Tray Type	Product Code	Size (mm)	Additional Information	Exc. VAT	Inc. VAT
ALL LOW PROFILE TRAYS	T-WASTE	90mm waste	Suitable for all low profile trays	£29.00	£34.80
ALL STANDARD HEIGHT TRAYS	ZZT-WASTE	50mm waste	Suitable for all standard height trays	£21.00	£25.20

Tray Heights

Low Profile: 45mm approx.
Standard Height: 80mm approx.

Trays with Upstands

Shower trays with upstands are available on request. Contact Lakes for advice.

Wastes

All trays are supplied complete with chrome waste to suit. Waste position is dependent on the type of tray selected. Complies with EN274-1. Contact Lakes for advice.

Contemporary Lightweight Trays (one-man lift)

Please note: There is an additional £10 delivery charge when ordering a single tray without an enclosure.

Tray Type	Product Code	Size (mm)	Additional Information	Material	Exc. VAT	Inc. VAT
QUADRANT (550mm Radius) Low Profile complete with 90mm waste	TQ88-ELA	800 x 800	Waste on centre of radius	ABS	£161.00	£193.20
	TQ99-ELB	900 x 900		ABS	£172.00	£206.40
	TQ11-ELC	1000 x 1000		ABS	£221.00	£265.20
OFFSET QUADRANT (550mm Radius) Low Profile complete with 90mm waste	TQ9076L-ELD	900 x 760	Waste on centre of radius	ABS	£174.00	£208.80
	TQ9076R-ELE	900 x 760		ABS	£174.00	£208.80
	TQ9080L-ELF	900 x 800		ABS	£174.00	£208.80
	TQ9080R-ELG	900 X 800		ABS	£174.00	£208.80
	TQ8010L-ELH	1000 X 800		ABS	£176.00	£211.20
	TQ8010R-ELI	1000 X 800		ABS	£176.00	£211.20
	TQ8012L-ELJ	1200 X 800		ABS	£208.00	£249.60
	TQ8012R-ELK	1200 X 800		ABS	£208.00	£249.60
	TQ9012L-ELL	1200 X 900		ABS	£224.00	£268.80
RECTANGULAR Low Profile complete with 90mm waste	TQ9012R-ELM	1200 X 900		ABS	£224.00	£268.80
	TR9076-ELN	900 x 760	Waste on centre of long side	ABS	£181.00	£217.20
	TR9080-ELO	900 x 800		ABS	£186.00	£223.20
	TR7010-ELP	1000 x 700		ABS	£186.00	£223.20
	TR7610-ELQ	1000 x 760		ABS	£186.00	£223.20
	TR8010-ELR	1000 x 800		ABS	£194.00	£232.80
	TR9010-ELS	1000 x 900		ABS	£194.00	£232.80
	TR7011-ELT	1100 x 700		ABS	£197.00	£236.40
	TR7611-ELU	1100 x 760		ABS	£197.00	£236.40
	TR8011-ELV	1100 x 800		ABS	£216.00	£259.20
	TR9011-ELW	1100 x 900		ABS	£197.00	£236.40
	TR7012-ELX	1200 x 700		ABS	£197.00	£236.40
	TR7612-ELY	1200 x 760		ABS	£208.00	£249.60
	TR8012-ELZ	1200 x 800		ABS	£208.00	£249.60
	TR9012-EMA	1200 x 900		ABS	£226.00	£271.20
	TR1012-EMB	1200 x 1000		ABS	£239.00	£286.80
	TR8014-EMC	1400 x 800		ABS	£267.00	£320.40
	TR9014-EMD	1400 x 900		ABS	£282.00	£338.40
	TR7015-EME	1500 x 700		ABS	£317.00	£380.40
	TR7615-EMF	1500 x 760		ABS	£317.00	£380.40
	TR8015-EMG	1500 x 800		ABS	£327.00	£392.40
	TR9015-EMH	1500 x 900		ABS	£327.00	£392.40
	TR7016-EMI	1600 x 700		ABS	£327.00	£392.40
	TR8016-EMJ	1600 x 800		ABS	£382.00	£458.40
	TR9016-EMK	1600 x 900		ABS	£394.00	£472.80
	*TR7017-EML	1700 x 700		ABS	£397.00	£476.40
	TR7617-EMM	1700 x 760		ABS	£397.00	£476.40
	TR8017-EMN	1700 x 800		ABS	£406.00	£487.20
	TR9017-EMO	1700 x 900		ABS	£418.00	£501.60
	TR1017-EMP	1700 x 1000		ABS	£436.00	£523.20
	TR8018-EMQ	1800 x 800		ABS	£436.00	£523.20

* Denotes exception Waste on centre of short side

Rectangular trays continued over page.

Tray Type	Product Code	Size (mm)	Additional Information	Material	Exc. VAT	Inc. VAT
RECTANGULAR	TR9018-EMR	1800 x 900	Waste on centre of long side	ABS	£449.00	£538.80
Low Profile complete with 90mm waste	TR1018-EMS	1800 x 1000		ABS	£463.00	£555.60
	TR8020-EMT	2000 x 800		ABS	£463.00	£555.60
	TR9020-EMU	2000 x 900		ABS	£536.00	£643.20
	TR1020-EMV	2000 x 1000		ABS	£520.00	£624.00
RECTANGULAR With Raised Drying Area	TW9014-EMW	1400 ¹ x 900	Waste on centre of short side (at showering end)	ABS	£314.00	£376.80
	TW8016-EMX	1600 ² x 800		ABS	£341.00	£409.20
	TW8017-EMY	1700 ³ x 800		ABS	£362.00	£434.40

¹Shower Width 800mm x Drying Length 600mm

²Shower Width 920mm x Drying Length 680mm

³Shower Width 1020mm x Drying Length 680mm

Tray Type	Product Code	Size (mm)	Additional Information	Material	Exc. VAT	Inc. VAT
SQUARE Low Profile complete with 90mm waste	TS77-ENB	700 x 700	Waste on centre of tray side	ABS	£126.00	£151.20
	TS7676-ENC	760 x 760		ABS	£126.00	£151.20
	TS88-END	800 x 800		ABS	£141.00	£169.20
	TS99-ENE	900 x 900		ABS	£174.00	£208.80
	TS11-ENF	1000 x 1000		ABS	£225.00	£270.00
PENTAGON Low Profile complete with 90mm waste	TP99-ENG	900 x 900	Waste on centre of diagonal side	ABS	£186.00	£223.20

Easy-Plumb Kits (suitable for use with all Contemporary Lightweight Trays)

The following Easy-Plumb Kit systems are specifically designed to convert any of the trays on these two pages to a raised installation.
Note: tray guarantee requires the use of a base board kit, or suitable alternative fully supported base.

Tray Type	Product Code	Additional Information	Exc. VAT	Inc. VAT
SQUARE, RECTANGULAR AND PENTAGON	T-EP-KIT-ENH	All Square, Pentagon, and Rectangular up to 1200mm	£80.00	£96.00
RECTANGULAR up to 2000mm	T-EP-KIT-ENI	Rectangular >1200mm up to 2000mm	£103.00	£123.60
QUADRANT AND OFFSET QUADRANT	T-EP-KIT-ENJ	All Quadrants and Offset Quadrants	£96.00	£115.20
BASE BOARD	T-EP-KIT-ENK	Base Board Kits recommended for trays over 1200mm*	£128.00	£153.60

*Tray guarantee requires use of this kit or suitable alternative fully supported base.

Tray Waste

Tray Type	Product Code	Size (mm)	Additional Information	Exc. VAT	Inc. VAT
ALL LOW PROFILE TRAYS	T-WASTE	90mm waste	All Low Profile Trays 90mm waste	£29.00	£34.80

Tray Heights

Tray Profile: 45mm approx.

Tray Size Tolerance

Contemporary lightweight trays are manufactured with a standard tolerance (+3 to +9mm) to ensure they always slightly exceed nominal sizes, e.g. 700mm will measure 703 to 709mm at the top surface, 707 to 713mm at base.

Wastes

All trays are supplied complete with chrome waste to suit. Waste position is dependent on the type of tray selected. Complies with EN274-1. Contact Lakes for advice.

In the detail

Quality is all about detail and whichever solution you choose, you'll find real attention has been paid to every aspect of design, function and finish.

Please note: All measurements are approximate and subject to change without prior notification. All product images are for illustration only and subject to change without prior notification.

Frames

Our elegant aluminium frames are available in three distinctive finishes. Choose from anodized polished silver, matt anodized black or a clean white powder coated finish, where available.

All our Collections, including doors and screen heights are measured from the top of the tray or bath.



Choose from anodized polished silver, matt anodized black or white powder coated finish, where available.



Concealed fixings: Included on Island, Walk-In and Coastline Collections – all products except Alassio. Also included on SS100, SS105 and SS130 bath screens.

Safety Glass

All our products are made from toughened glass, approved to BSI EN12150-1 in a range of thicknesses (see product pages).



Toughened Safety Glass.

Handles

Our Lakes' branded handles are exclusive to the Island Collection (see pages 18-21) and Wave Collection (see pages 100-111). Smart and practical loop type handles in matching chrome plate, matt anodized black or white powder coat are fitted to all Classic semi-framed products.

Die-cast Loop Handles (Coastline Collection).




Stainless Steel with Bright Chrome Plate, bow handles (Wave Collection).



Die cast handle with bright chrome plate for hinged door, Island Collection (see pages 22-31).

Alternative Stainless Steel Loop Handles with Bright Chrome Plate (Classic Collection) SK-130



Die cast handle with bright chrome plate for the Antigua and Aruba showering spaces, Island Collection, see Definitions on pages 18-21 for more colour options.

See pages: 114-127, 134-139 & 142-147.

REVERSIBLE

Reversibility

To match your room design the majority of our products, including doors and bath screens

are designed for universal fitting. However, please consult Lakes before ordering to ensure compatibility with site conditions.

Flexibility

Many of our Classic products can be made available in special heights and widths. For more details, please call Lakes.

Bearings

All our sliding door wheels are fitted with robust stainless steel bearings. The top bearings are adjustable to allow for fine tuning of door alignment. The bottom roller bearings feature 'Quick Release' buttons, spring loaded for easy cleaning.



Coastline Collection top wheel (excluding Bay Series).

Adjustability

For the perfect finish, all our Collections have an adjustment for out of true walls built into each wall profile. The full range of tolerance is shown on each specification page.



Adjustable Wall Profiles.

Additional Strength

Bracing arms provide additional support, strength and safety for all double panel bath screens and our elegant Walk-In and Shower Screens.



Double Panel Bath Screen Bracing Arm.

Bath screen seals

Lakes bath screens come with high quality bottom seals. Over time and use this rubber can deteriorate and become less effective. Replacements can be purchased individually and easily fitted to your bath screen.



Universal bottom seal for 6mm bath screen hinged panel SS10-SS66. S004-780 (clear) or S004-780B (black) £29.19 Inc. VAT and postage. Excludes end caps, SK-36 (clear) or SK-B36 (black).

Detail: SK-36 (clear) £16.20 Inc. VAT SK-B36 (black) £16.20 Inc. VAT

Optional Ceiling Bracing Kits

W10-040: Available for Walk-In Collection Cannes (page 58) and Marseilles (page 46).

LKSS-C150: Available for Classic Walk-In (page 44) and Classic Shower Screen (page 52).

W10-040B: Available for Onyx Walk-In showers (pages 62-65).



Ceiling Bracing Kit LKSS-C150.



Ceiling Bracing Kit W10-040.



Ceiling Bracing Kit W10-040B.


Extension Profiles

Our high quality extension profiles can be used to bridge gaps in non-standard sized openings (detailed on relevant product pages).


860-N - Aluminium Extension Profile for Antigua and Aruba, Island Collection. Can be fitted to front of slider door and to side panel on the Aruba. Profile image not shown.



LK8LEPS - Aluminium Extension Profile for the LK8LEPS - Aluminium Extension Profile for hinged showering spaces in the Island Collection and Walk-In Collection (excluding Alassio).



8HLEPS - Aluminium Extension Profile for the Coastline Collection. LK8LEPB - matt anodized black Extension Profile for Onyx Walk-Ins.



LEP (S or W) - Aluminium Extension Profile for the Classic Ranges. WAVLEPS and WAVLEPB - aluminium and matt Anodized Black Extension Profile for Wave Collection and Onyx by Lakes.



Lakes Additions

Our products are designed with modern family life in mind, reflecting changing demographic trends such as the rise in multigenerational living. Bathrooms that cater for different needs within the same household are increasingly important, with style, accessibility, robustness and low-maintenance all high priorities.

Lakes Additions is a growing suite of additional options for showering spaces to suit your life and style. Whether it's adding a removable handle or a discreet foldaway seat, this versatile range means everyone in the home can enjoy an invigorating shower without compromising on comfort or design.

Shower seats



SERIES 500 SD
Available in chrome/grey or chrome/white. See page 108 for Series 500 folding handle



SERIES 500 SD
Available in chrome/grey or chrome/white



SERIES 300 SD
Available in chrome/grey, chrome/white or white



SERIES 200 RD
Fixings available in white, gold or chrome



SERIES 150 RD
Available in chrome/grey or chrome/white



SERIES 200 SD
Fixings available in white, gold or chrome



ANIMO RD
Available in white



Grab Bars and Rails

SERIES 500 HOLDING HANDLE




SERIES 500 HOLDING HANDLE 90° WITH SHOWER HOLDER



SERIES 400 FOLDING SUPPORT HANDLE



Also in chrome



SERIES 400 HANDRAIL



Also in chrome

SERIES 150 HANDRAIL




Also in chrome




SERIES 500 WALL HANDRAIL



SERIES 500 FOLDING HANDLE WITH UNHOOK MECHANISM




SERIES 500 FOLDING HANDLE WITH SOFT SURFACE, WITH UNHOOK MECHANISM



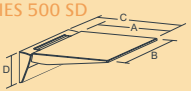
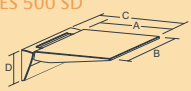
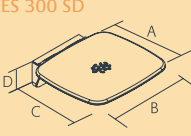
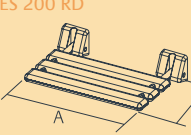
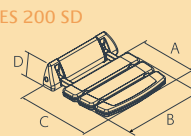
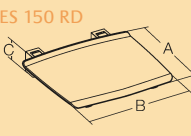
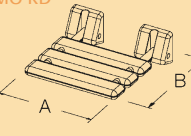
RAILS

A wide range of bar configurations is available to suit most spaces. Please contact Lakes if advice is required.



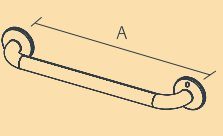
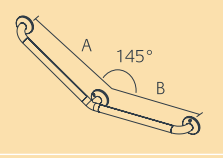
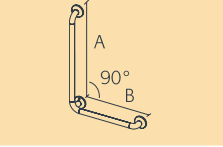
Shower Seats

All dimensions are in mm

Product	Description	Code	Fixings colour	A	B	C	D	Exc. VAT	Inc. VAT
SERIES 500 SD 	Shower seat	5040SD05PM	Chrome/Grey	400	400	450	115	£438.00	£525.60
		5040SD69PM	Chrome/White	400	400	450	115	£426.00	£511.20
SERIES 500 SD 	Shower seat	5035SD05PM	Chrome/Grey	320	355	370	115	£308.00	£369.60
		5035SD69PM	Chrome/White	320	355	370	115	£296.00	£355.20
SERIES 300 SD 	Shower seat	3020SD31PM	White	330	355	370	105	£164.00	£196.80
		3020SD69PM	Chrome/White	330	355	370	105	£191.00	£229.20
		3020SD05PM	Chrome/Grey	330	355	370	105	£191.00	£229.20
SERIES 200 RD 	Shower seat in Iroko hardwood	002RD31PM	White	489	330	n/a	n/a	£282.00	£338.40
		002RD03PM	Gold	489	330	n/a	n/a	£415.00	£498.00
		002RD05PM	Chrome	489	330	n/a	n/a	£321.00	£385.20
SERIES 200 SD 	Shower seat	0020SD31PM	White	240	350	337	105	£124.00	£148.80
		0020SD29PM	White/Gold	240	350	337	105	£146.00	£175.20
		0020SD69PM	White/Chrome	240	350	337	105	£135.00	£162.00
SERIES 150 RD 	Shower seat	0015RD05	Chrome/grey	325	325	60	n/a	£144.00	£172.80
		0015RD69	Chrome/white	325	325	60	n/a	£139.00	£166.80
ANIMO RD 	Shower seat	0001RD31PE	White	320	320	n/a	n/a	£97.00	£116.40

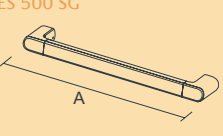
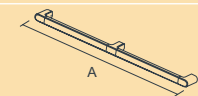
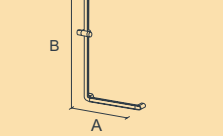
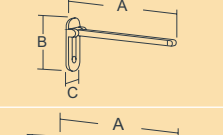

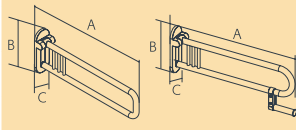
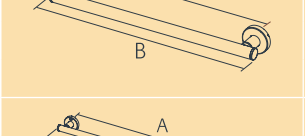
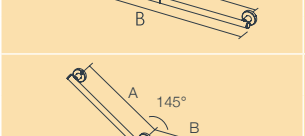
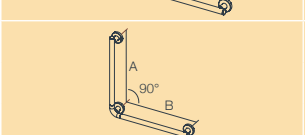
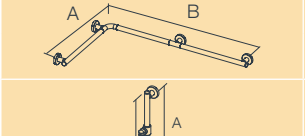
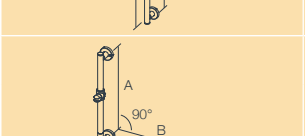
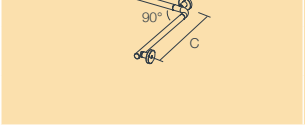

Rails

All dimensions are in mm


Product	Description	Code	Colour	A	B	Exc. VAT	Inc. VAT
SERIES 150 STEEL SG 	Holding handle	3001SG05	Chrome	250	n/a	£126.00	£151.20
		3002SG05	Chrome	450	n/a	£135.00	£162.00
		3003SG05	Chrome	550	n/a	£139.00	£166.80
		3004SG05	Chrome	650	n/a	£144.00	£172.80
	Wall handle 145° reversible	3010SG05	Chrome	580	480	£224.00	£268.80
		3011SG05	Chrome	680	480	£237.00	£284.40
		3012SG05	Chrome	680	580	£248.00	£297.60
	Wall handle 90° reversible	3015SG05	Chrome	600	450	£224.00	£268.80
		3016SG05	Chrome	700	450	£237.00	£284.40
		3017SG05	Chrome	700	550	£248.00	£297.60

Grab Bars & Rails

All dimensions are in mm

Product	Description	Code	Colour	A	B	C	Exc. VAT	Inc. VAT
SERIES 500 SG 	Holding handle	5020SG05PM	Chrome	300	n/a	n/a	£119.00	£142.80
		5021SG05PM	Chrome	400	n/a	n/a	£145.00	£174.00
		5022SG05PM	Chrome	500	n/a	n/a	£151.00	£181.20
		5023SG05PM	Chrome	600	n/a	n/a	£159.00	£190.80
	Wall handrail	5030SG05PM	Chrome	1050	n/a	n/a	£264.00	£316.80
		5032SG05PM	Chrome	1250	n/a	n/a	£288.00	£345.60
	Holding handle 90° with shower holder	5102SG05PM	Chrome	700	1200	n/a	£401.00	£481.20
	Folding handle with unhook mechanism	5401SG05PM	Chrome	650	280	100	£416.00	£499.20
	Folding handle with soft surface, with unhook mechanism	5601SG05PM	Chrome	650	280	100	£470.00	£564.00
SERIES 400 STEEL SG 	Folding support handle (also available as fixed)	4045SG05PM	Chrome	650	280	100	£430.00	£516.00
	Folding support handle with toilet roll holder	4046SG05PM	Chrome	750	280	100	£447.00	£536.40
		4245SG05PM	Chrome	650	280	100	£483.00	£579.60
	Holding handle	4246SG05PM	Chrome	750	280	100	£502.00	£602.40
		4001SG05PM	Chrome	250	330	n/a	£126.00	£151.20
		4002SG05PM	Chrome	450	530	n/a	£135.00	£162.00
		4003SG05PM	Chrome	550	630	n/a	£139.00	£166.80
	Wall handrail	4004SG05PM	Chrome	650	730	n/a	£144.00	£172.80
		4005SG05PM	Chrome	1050	1130	n/a	£224.00	£268.80
		4006SG05PM	Chrome	1150	1230	n/a	£237.00	£284.40
		4007SG05PM	Chrome	1250	1330	n/a	£248.00	£297.60
	Wall handle 145° reversible	4010SG05PM	Chrome	580	480	n/a	£224.00	£268.80
		4011SG05PM	Chrome	680	480	n/a	£237.00	£284.40
		4012SG05PM	Chrome	680	580	n/a	£248.00	£297.60
	Wall handle 90° reversible	4015SG05PM	Chrome	600	450	n/a	£224.00	£268.80
		4016SG05PM	Chrome	700	450	n/a	£237.00	£284.40
		4017SG05PM	Chrome	700	550	n/a	£248.00	£297.60
	Double shower handrail	4030SG05PM	Chrome	660	1125	n/a	£313.00	£375.60
		4031SG05PM	Chrome	760	1125	n/a	£321.00	£385.20
	Holding handle with shower holder	4050SG05PM	Chrome	800	880	n/a	£200.00	£240.00
		4051SG05PM	Chrome	1000	1080	n/a	£218.00	£261.60
	Wall handrail with shower holder	4060SG05PM	Chrome	800	560	525	£376.00	£451.20
		4061SG05PM	Chrome	1000	560	525	£388.00	£465.60
		4062SG05PM	Chrome	1000	560	775	£405.00	£486.00
		4064SG05PM	Chrome	1200	560	775	£439.00	£526.80

Plan your bathroom





LAKES
SHOWERING SPACES

Lakes

Alexandra Way
Ashchurch
Tewkesbury
Gloucestershire GL20 8NB

Tel: 01684 853870
Fax: 01684 857411
Enquiries: info@lakesshoweringspaces.com

lakesshoweringspaces.com

Issue date: February 2022
Stock code: BRLKS-30
© Lakes Bathrooms Limited 2022

 [@LakesForLife](https://twitter.com/LakesForLife)  [Lakes4Life](https://www.facebook.com/Lakes4Life)

